


PUB ENTRANCE

Premises width 19.5M




PLANTER &
SIGN
(2M X 2M)

2-Seater table
700 D x 1600 W




EXISTING PLANTERS



Pavement width with
proposed seating 2.6m



EXISTING PLANTERS



Pavement
full width 3.3m

