



STATEMENT OF ACCOUNTS

FOR THE YEAR ENDED
31st March 2024

CONTENTS

	Pages
Independent Auditors Report	2 - 5
Narrative Report by Chief Financial Officer	6 - 40
Statement of Responsibilities for the Statement of Accounts	41
Core Financial Statements: -	42 – 49
• Introduction to Core Financial Statements	43 – 44
• Expenditure and Funding Analysis	45
• Comprehensive Income and Expenditure Statement	46
• Movement In Reserves Statement	47
• Balance Sheet	48
• Cash Flow Statement	49
Explanatory Notes to the Core Financial Statements: -	50 - 106
• Index to Explanatory Notes to the Accounts	51
• Explanatory Notes to the Accounts	52 - 106
Supplementary Statements: -	
• Collection Fund	107
• Notes to the Collection Fund	108 - 109
Annual Governance Statement	110- 117
Glossary of Accounting Terms	118 - 125

INDEPENDENT AUDITORS REPORT

REPORT ON THE AUDIT OF THE AUTHORITY'S FINANCIAL STATEMENTS

Disclaimer of opinion

We were engaged to audit the financial statements of Fylde Council ("the Authority") for the year ended 31 March 2024 which comprise the Comprehensive Income and Expenditure Statement, Movement in Reserves Statement, Balance Sheet, Cash Flow Statement, Collection Fund, and the related notes, including the Expenditure and Funding Analysis and the accounting policies in note 1.

We do not express an opinion on the financial statements. Due to the significance of the matters described in the Basis for disclaimer of opinion section of our report, we have not been able to obtain sufficient appropriate audit evidence to provide a basis for an audit opinion.

Basis for disclaimer of opinion

The Accounts and Audit (Amendment) Regulations 2024 (the "Amendment Regulations") require the Authority to publish its financial statements and our opinion thereon for the year ended 31 March 2024 by 28 February 2025 (the "Backstop Date").

We have been unable to obtain sufficient appropriate audit evidence over a number of areas of the financial statements as we have been unable to perform the procedures that we consider necessary to form our opinion on the financial statements ahead of the Backstop Date. These areas were the carrying amount of property, plant and equipment, valuation of investment properties, council tax income for both the Authority and as disclosed in the Collection Fund, disclosures of related party transactions and the balance of, and movements in, usable and unusable reserves for the year ended 31 March 2024.

In addition, we have been unable to obtain sufficient appropriate evidence over the disclosed comparative figures for the year ended 31 March 2023 due to the Backstop Date. Therefore, we were unable to determine whether any adjustments were necessary to the opening balances as at 1 April 2023 or whether there were any consequential effects on the Authority's income and expenditure for the year ended 31 March 2024.

Any adjustments from the above matters would have a consequential effect on the Authority's net assets and the split between usable reserves and unusable reserves as at 31 March 2024 and 31 March 2023, the Collection Fund and on its income and expenditure and cash flows for the years then ended.

Fraud and breaches of laws and regulations – ability to detect

As stated in the Disclaimer of opinion section of our report, we do not express an opinion on the financial statements due to the reasons described in the Basis for disclaimer of opinion section of our report.

Other information

The Chief Financial Officer is responsible for the other information, which comprises the information included in the Statement of Accounts, other than the financial statements and our auditor's report thereon. Any opinion on the financial statements would not cover the other information and we do not express an opinion or, except as explicitly stated below, any form of assurance conclusion thereon.

Our responsibility is to read the other information and, in doing so, consider whether, based on our financial statements audit work, the information therein is materially misstated or inconsistent with the financial statements or our audit knowledge.

Due to the significance of the matters described in the *Basis for disclaimer of opinion* section of our report, and the possible consequential effect on the related disclosures in the other information, whilst in our opinion the other information included in the Statement of Accounts for the financial year is consistent with the financial statements, we are unable to determine whether there are material misstatements in the other information.

INDEPENDENT AUDITORS REPORT

Chief Financial Officer's and Audit and Governance Committee's responsibilities

As explained more fully in the statement set out on page 41, the Chief Financial Officer is responsible for the preparation of financial statements in accordance with CIPFA/LASAAC Code of Practice on Local Authority Accounting in the United Kingdom 2023/24 and that give a true and fair view. They are also responsible for: such internal control as they determine is necessary to enable the preparation of financial statements that are free from material misstatement, whether due to fraud or error; assessing the Authority's ability to continue as a going concern, disclosing, as applicable, matters related to going concern; and using the going concern basis of accounting unless they have been informed by the government of the intention to either cease the services provided by the Authority or dissolve the Authority without the transfer of its services to another public sector entity.

The Audit and Governance Committee of the Authority is responsible for overseeing the Authority's financial reporting process.

Auditor's responsibilities

Our responsibility is to conduct an audit of the financial statements in accordance with International Standards on Auditing (UK), and to issue an auditor's report. However, due to the significance of the matter described in the *Basis for disclaimer of opinion* section of our report, we were not able to obtain sufficient appropriate audit evidence to provide a basis for an audit opinion on the financial statements.

We have fulfilled our ethical responsibilities under, and are independent of the Authority in accordance with, UK ethical requirements including the FRC Ethical Standard.

INDEPENDENT AUDITORS REPORT

REPORT ON OTHER LEGAL AND REGULATORY MATTERS

Report on the Authority's arrangements for securing economy, efficiency and effectiveness in its use of resources

Under the Code of Audit Practice published by the National Audit Office in November 2024 on behalf of the Comptroller and Auditor General (the "NAO Code of Audit Practice"), we are required to report to you if we identify any significant weaknesses in the arrangements that have been made by the Authority to secure economy, efficiency and effectiveness in its use of resources.

We have nothing to report in this respect.

Respective responsibilities in respect of our review of arrangements for securing economy, efficiency and effectiveness in the use of resources

The Authority is responsible for putting in place proper arrangements for securing economy, efficiency and effectiveness in its use of resources. We are required under section 20(1) of the Local Audit and Accountability Act 2014 to be satisfied that the Authority has made proper arrangements for securing economy, efficiency and effectiveness in its use of resources.

We are not required to consider, nor have we considered, whether all aspects of the Authority's arrangements for securing economy, efficiency and effectiveness in its use of resources are operating effectively. We are also not required to satisfy ourselves that the Authority has achieved value for money during the year.

We planned our work and undertook our review in accordance with the NAO Code of Audit Practice and related statutory guidance, having regard to whether the Authority had proper arrangements in place to ensure financial sustainability, proper governance and to use information about costs and performance to improve the way it manages and delivers its services. Based on our risk assessment, we undertook such work as we considered necessary.

Statutory reporting matters

We are required by Schedule 2 to the NAO Code of Audit Practice to report to you if:

- we issue a report in the public interest under section 24 and Schedule 7 of the Local Audit and Accountability Act 2014; or
- we make written recommendations to the Authority under Section 24 and Schedule 7 of the Local Audit and Accountability Act 2014; or
- we make an application to the court for a declaration that an item of account is contrary to law under Section 28 of the Local Audit and Accountability Act 2014; or
- we issue an advisory notice under Section 29 of the Local Audit and Accountability Act 2014; or
- we make an application for judicial review under Section 31 of the Local Audit and Accountability Act 2014.

We have nothing to report in this respect.

INDEPENDENT AUDITORS REPORT

THE PURPOSE OF OUR AUDIT WORK AND TO WHOM WE OWE OUR RESPONSIBILITIES

This report is made solely to the members of the Authority, as a body, in accordance with Part 5 of the Local Audit and Accountability Act 2014. Our audit work has been undertaken so that we might state to the members of the Authority, as a body, those matters we are required to state to them in an auditor's report and for no other purpose. To the fullest extent permitted by law, we do not accept or assume responsibility to anyone other than the Authority and the members of the Authority, as a body, for our audit work, for this report, or for the opinions we have formed.

DELAY IN CERTIFICATION OF COMPLETION OF THE AUDIT

As at the date of this audit report, we have not yet completed our work in respect of the Authority's Whole of Government Accounts consolidation pack for the year ended 31 March 2024.

Until we have completed this work, we are unable to certify that we have completed the audit of the financial statements of the Fylde Council for the year ended 31 March 2024 in accordance with the requirements of the Local Audit and Accountability Act 2014 and the NAO Code of Audit Practice.

Rashpal Khangura



for and on behalf of KPMG LLP

Chartered Accountants

1 Sovereign Square

Leeds

LS1 4DA

26 February 2025

NARRATIVE REPORT BY CHIEF FINANCIAL OFFICER

1. INTRODUCTION

Welcome to the narrative report and Statement of Accounts for Fylde Borough Council. In my role as Chief Financial Officer and the Council's statutory Section 151 Officer, I am required to prepare a narrative report to accompany the Statement of Accounts. This narrative report is prepared in a style which aims to enable readers to understand and interpret the accounting statements. By producing this report, I aim to give electors, local residents, Council Members, partners, stakeholders and other interested parties confidence that public money which has been received and spent has been properly accounted for and that the financial standing of the Council is secure. The narrative report sets the scene and tells the story of the past year. Included are details of the Council and the Borough, financial and non-financial performance, and the outlook for the future.

I hope what follows is interesting and informative, and I thank you for your interest in the finances of the Council.

The Finance Team at Fylde Council aims to prepare the Statement of Accounts to the highest standards and in accordance with the guidance for Local Authorities in the UK. This document sets out the Council's statutory Statement of Accounts for the financial year ending 31st March 2024. The Accounts and Audit Regulations 2015 require me, as the Council's responsible financial officer, to certify that they '**present a true and fair view of the financial position of the authority**'. The Council is then formally required to approve and publish the Statement of Accounts, in respect of 2023/24 by no later than 30th September. This function is delegated at Fylde Council to the Audit and Governance Committee. Following approval, the Statement of Accounts must be signed and dated by the member presiding at the meeting at which approval is given.

The 2023/24 accounts are audited by the Council's External Auditors, KPMG, who also review whether the Authority has made proper arrangements to secure economy, efficiency and effectiveness in its use of resources, and to issue a conclusion on this as part of their report to those charged with governance which will be prepared for the Council's Audit and Governance Committee at the conclusion of the audit.

The format of the Statement of Accounts is heavily prescribed and follows the requirements as set out by the Chartered Institute of Public Finance and Accountancy (CIPFA), Local Authority Accounts Advisory Committee (LASAAC) Code of Practice on Local Authority Accounting in the United Kingdom 2023/24 (the Code), and the Service Reporting Code of Practice for Local Authorities 2023/24 (SeRCOP), supported by International Financial Reporting Standards (IFRS).

Local authorities must commence the public inspection period of the 2023/24 accounts on or before the first working day of June 2024. This means that the unaudited Statement of Accounts must be published on or before 31st May 2024 at the latest. Following completion of the audit process the Regulations require that for 2023/24 local authorities in England publish their audited Statement of Accounts by 30th September 2024.

2. AN INTRODUCTION TO THE BOROUGH OF FYLDE

Fylde Borough consists of the seaside towns of Lytham and St Anne's-on-Sea, the market town of Kirkham and a rural hinterland with numerous small, picturesque villages. The borough covers 166 square km and is situated on the west coast of Lancashire. It is bounded to the north-west by the densely populated urban area of Blackpool, to the north by Wyre Council and the estuary of the River Wyre, to the east by Preston and to the south by the Ribble Estuary.

St Anne's-on-Sea is a traditional seaside resort with fabulous award-winning sandy beaches, a Victorian pier, quality accommodation and fine floral displays, a gentler and more peaceful tourism destination than neighbouring Blackpool. 'Leafy' Lytham is a desirable location for residents and visitors with, an attractive Victorian shopping centre, the spectacular grade one listed Georgian Lytham Hall set in seventy-eight acres of mature parkland and an expansive seafront Green with the iconic white Windmill overlooking the sea.

Visitors can stroll along the recently rejuvenated Promenade from Lytham to Fairhaven Lake where there are wonderful views across the Ribble estuary which is a haven for wildlife. Fairhaven Lake and Gardens have been recently rejuvenated and alongside the historic gardens and lake now offers an Adventure Golf course, paddle boarding, boating, tennis, an adventure playground and much more besides.

Kirkham is a traditional market town surrounded by beautiful countryside with strong links to neighbouring Wesham, Treales, Roseacre, Wrea Green and Freckleton. The rural hinterland provides a contrasting lifestyle and tourism experience with countryside pursuits such as walking, cycling, horse riding and boating, complemented with high quality, award winning, eating establishments and accommodation, all mixed into a vast farming community. The rich heritage within the towns and villages has helped to make the Fylde countryside a destination in its own right. The summer period sees numerous village fetes, galas and club days across the borough and Fylde is renowned for “In Bloom” initiatives.

Fylde boasts an internationally famous championship golf course situated at Royal Lytham & St Annes Golf Club, one of the premier links courses in the world which has hosted The Open on eleven occasions, most recently in 2012. The event is worth circa £100 million to the regional economy. There are also beautiful award-winning parks and gardens such as Ashton Gardens in St Annes and Lowther Gardens in Lytham for a gentle stroll all year round.

Fylde is home to many music and cultural events throughout the year with the highlight being **Lytham Festival**, an annual five-day music festival taking place adjacent to Lytham Windmill on Lytham Green and attracting nightly audiences of around 20,000 to enjoy some of the biggest names in popular music. Lowther Pavilion serves both the visitor and the resident population with a varied year-round programme of live entertainment, outdoor theatre and cinema.

The **St Annes Kite Festival** takes place in September each year. Joined by kite teams from across the UK and beyond, the event is a partnership between Fylde Council and kite fliers SmileFactor10 with support from St Annes Town Council. The skies above St Anne’s seafront will be awash with colour as fabulous display kites take to the air on the beach adjacent to the pier. The event incorporates a fairground on the beach and entertainment and additional food stalls on the Promenade.

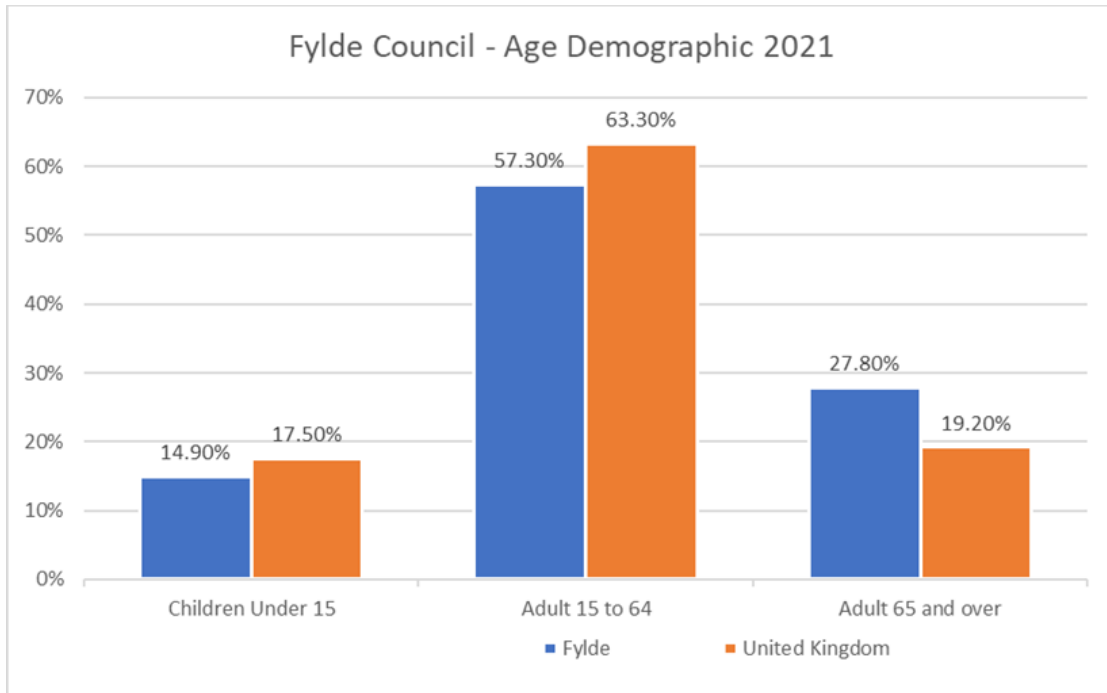
Fylde Demographics

On Census Day, 21 March 2021, the size of the usual resident population in Fylde was 81,400 people, which is an increase of 5,643 since 2011, when it was 75,757 people. Fylde is now ranked 13 (out of 18 Districts in the North West region) in terms of total population. Fylde's population increase, at c7%, compares to a 5% increase for the North West and a 7% increase for England.

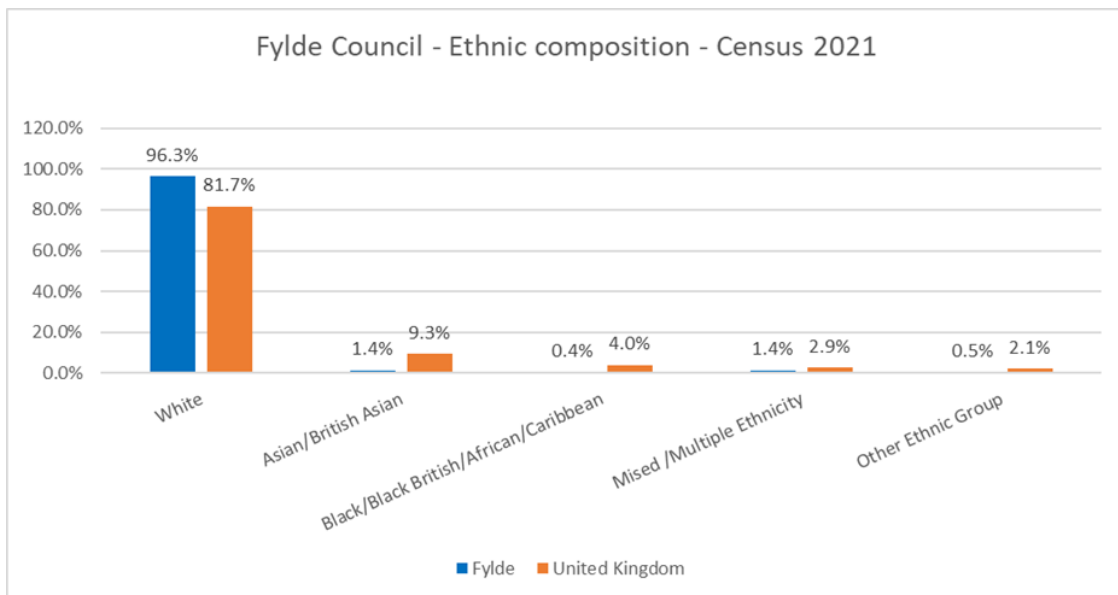
As of 2021, Fylde is ranked 28 out of the 41 local authority areas in the North West for population density, with around 4.91 persons per hectare of land. The population density for the North West is 5.26 persons per hectare and for England it is 4.34 persons per hectare

Of the 81,400 people in Fylde, 41,600 were women (51% of the population) and 39,800 men (49%). 14.9% (12,130) were children aged under 15, and 57.3% (46,610) were adults aged 15 to 64. 27.8% (22,650) were aged 65 and over, which was the highest proportion in Lancashire and well in excess of the national average of c19%.

Fylde is one of the safest areas of the country when compared with its ‘family’ group of local authorities based on population and demographics. The borough has been a popular retirement destination for many years, resulting in the higher than average percentage of the population being over 65 years of age. There is a strong sense of community, volunteer groups and charity organisations play a big part in making the borough a great place to live, work and visit.



At the date of the 2021 national census, 27.8% of the Fylde population were aged 65 and over, which was the highest proportion in Lancashire and well in excess of the national average of 19.2%.



The above chart shows the ethnic composition of the borough at the date of the 2021 national census, as compared to the UK composition.

Housing Profile

Within Fylde, there are a significant number of detached properties, particularly in the rural areas. There has been substantial delivery of apartments in Lytham & St Anne's with almost 90% of the borough's apartment stock located in the towns. Owner occupation levels are high, while in the context of national levels the proportion of social rented stock is low. There are concentrations of lower cost private rented stock in the central areas of St Annes. There are large dwellings in the rural areas and on the outskirts of Lytham, with many new developments as well as older traditional stock. The rate of owner occupancy and the level of under-occupation are both well above the national average. House prices are high in Fylde, relative to the rest of the Fylde Coast, with properties on average attracting a premium of at least £40,000 over comparable properties elsewhere in some areas of the borough.

Health and Well-Being in Fylde

The health and well-being of the Borough is complex, with a higher-than-average elderly population there are a significant proportion living with long-term, often multiple, health conditions. Leisure provision is extensive with facilities for almost every sport, activity, and interest, the private and community sector is active in delivering leisure, arts, and culture.

Community Safety

Fylde is the second safest borough in Lancashire according to the crime statistics, with below-average crime and anti-social behaviour rates compared to similar districts. Residents and visitors report high satisfaction levels in feeling safe, although the fear of crime is high. Crime recorded by police equated to 51.66 crimes per 1,000 population in 2023. The Fylde Community Safety Partnership focuses on an 'Early Action' approach to anticipate and prevent issues. High-risk victims receive multi-agency support. A jointly managed CCTV system with Wyre Council has saved money while improving town centre coverage. Despite the statistics, fear of crime is high among Fylde's sizable elderly population, influenced by challenges faced by neighbouring Blackpool and Preston, and there are pockets of anti-social behaviours in each of the three main towns, and rural crime does spike on occasion with valuable farm equipment and vehicles stolen. The changing role and resource allocation in the police force has led to challenges over the level of engagement and visual presence 'on the street'. Managing expectations while working with partners and the new Western Police Division is a priority, and police-council relations have always been productive and positive with the focus on working together as effectively as possible.

Economic Profile

Fylde has a diverse economy that is centred on manufacturing, the energy sector, aeronautics, farming, and tourism industries. There are two regionally significant employers in BAE Systems at Warton and the Westinghouse nuclear processing plant at Springfields. Other major employers include the public sector through the Department of Work and Pensions (DWP) and Land Registry, financial services organisations and the many hotels, cafes, restaurants, and leisure facilities reflecting the tourism aspect of the local economy.

In October 2011, the government created a single Lancashire Enterprise Zone that covers two separate sites, one of which is located around the BAE Systems manufacturing facility and runway at Warton in the Council's area. Within these sites financial incentives and a simplified planning system are designed to encourage businesses and create employment. The zone is operated by BAE Systems and Lancashire County Council (with strategic oversight being provided by the Lancashire Enterprise Partnership). The enterprise zone is focussed on high-end manufacturing that is related to the military aeronautic industry, and as such is designed to complement existing production at the BAE Systems facility.

In the 2015 Budget, the Chancellor announced that a further Enterprise Zone would be established at Blackpool Airport and adjoining land, which straddles the border between Fylde and Blackpool Council areas. This Enterprise Zone came into being in April 2016 with a focus on the energy, manufacturing, service industries (insurance / financial) and aviation business development. The Council is represented on the Enterprise Zone Programme Board along with Blackpool Council and private sector partners. A specialist energy college within the enterprise zone was completed and opened during 2017/18, forming part of the Blackpool & the Fylde College. Enterprise Zones are designated by Government for a period of 25 years.

Political Structure and Constitution

The Council holds 'all out' elections every four years with the last election being held in May 2023 at which a Conservative majority was returned for the sixth consecutive election. Fylde is a two-tier district Council with Lancashire County Council being responsible for delivering the upper tier authority functions.

During the 2022/23 financial year the Council consisted of 51 elected members representing 21 wards across the Borough. Following a review of the council's electoral arrangements by the Local Government Boundary Commission for England, the number of councillors making up the council reduced from 51 to 37, together with revised warding arrangements, with these changes taking effect following the borough elections which took place on May 4th 2023.

The political composition of the Council as at 31st March 2024 was;

Party	Number
Conservative Party	19
Independent	10
Labour Party	2
Liberal Democrat Party	2
Non-Aligned	2
Total	35

Following those elections, the council moved to a different decision-making structure, whilst remaining within the parameters of a committee governance model. The new structure replaced the four former service-focussed programme committees with one Executive Committee, which will also have responsibility for planning policy. Two scrutiny committees (one primarily externally focussed and one primarily internally focussed) have been established. Finally, ethical standards now fall under the remit of a standalone Standards Committee, instead of being the responsibility of the Audit and Standards Committee, which has been replaced by the new Audit and Governance Committee. There is also a cross-party Member Development Steering Group which considers and recommends personal development and general training opportunities for elected members together with the well-being of elected members in the wider context. These various member groups met several times each throughout the course of the year with an emerging focus on setting the induction process for the new council post May 2023.

The Council and it's Committees

The Executive Committee has full delegated authority to take decisions on behalf of the Council on any matter, other than a decision which:

- (i) is required by law to be taken by a meeting of the Council;
- (ii) is required by law to be taken by another committee, or in any other way inconsistent with delegation to the Executive Committee;
- (iii) the constitution expressly or impliedly reserves to a different decision-maker; or
- (iv) the Council or a scrutiny committee has directed should not be taken by the Committee

Overview and Scrutiny Committees:

The Council has two Scrutiny committees. Each Scrutiny committee is an overview and scrutiny committee within the meaning of the Local Government Act 2000.

1. The role of the **Internal Affairs Scrutiny Committee** is defined as:

- To keep the work programme under review
- To review new and amended policy across all service areas (corporate and service-specific)
- To recommend future policy options
- To review strategic items
- To receive and assess requests for scrutiny
- To monitor the Council's budget and budgetary processes
- To receive performance reports on an exception basis
- To establish topic-specific in-depth reviews, to be time limited.
- To seek to ensure that the expertise of all councillors who are not members of the Executive Committee can be utilised in the development of council policy
- To add value to Council business and decision-making

2. The role of the **Community Focus Scrutiny Committee** is defined as:

- To keep the work programme under review
- To constructively challenge why and how local public services are being provided, including consideration of inspection results, liaising with external partners and organisations as necessary
- To challenge performance standards and targets
- To ensure that the needs of the local community are met by collaborative working between the council and external organisations and partners
- To consider responses to consultations , making recommendations in light of the results

- To oversee the council's compliance with the requirements of the Freedom of Information Act.
- To receive periodic reports from the Community Safety Partnership
- To establish topic-specific in-depth reviews, to be time limited

Regulatory Committees:

Planning Committee – which determines planning matters and planning applications made to the council in its capacity as a local planning authority;

Public Protection Committee – which hears and determines any appeal made by a council employee, as permitted by the appropriate procedure, in respect of (i) disciplinary action taken against the employee; (ii) the grading of their post; or (iii) any grievance raised by them; and fulfils the functions of the Appeals Committee as set out in model disciplinary procedure which forms part of the National Salary Framework & Conditions of Service;

Licensing Committee – which is responsible for licensing functions under the Licensing Act 2003 and the functions of a licensing authority under part 8 of the Gambling Act 2005;

Chief Officers Employment Committee- which is responsible for the appointment of:

- (i) The Officer designated as the Head of the Authority's Paid Service;
- (ii) A statutory Chief Officer within the meaning of Section 2(6) of the Local Government and Housing Act 1989; and
- (iii) Any officer designated as a director

The JNC (Chief Executives) Independent Panel - which fulfil the functions of the Independent Panel as set out in model disciplinary procedure which forms part of the National Salary Framework & Conditions of Service Handbook published by the Joint Negotiating Committee for Local Authority Chief Executives.

The council's constitution sets out how the council operates, how decisions are made and the procedures which are followed to ensure that these are efficient, transparent, and accountable to local people. The constitution also identifies the principal obligations and functions of the council. The constitution and its appendices clearly explain how the different elements of the council interact and work together. It sets out procedure rules to which members and officers must adhere, codes of conduct and protocols. The constitution builds on model constitutions and guidance produced by the government.

The Monitoring Officer has a standing obligation to keep the operation of the constitution under review and recommend any changes to help better achieve its objectives. During the year a series of workshops were held with both elected members from Blackpool and Fylde Council's, together with the three independent persons, to review the Elected Member Code of Conduct. This resulted in a revised Code of Conduct being incorporated within the Constitution (Blackpool and Fylde Council's share a common Code of Conduct and reciprocal standards arrangements).

During the year work continued on a community governance review comprising four stages: initiation, stakeholder consultation, community consultation and report writing and recommendations. The consultation elements of this work were undertaken during 2021/22 and in October 2022 the Council considered the recommendations. Whilst a number of the proposals were approved it was agreed that a further and more extensive public consultation be undertaken in relation to specific proposals relating to the possible establishment of new parishes at Ansdell and Fairhaven, and Lytham. In December 2023 the Executive Committee agreed the details of the further consultation and an indicative implementation timetable based on a projected date of Spring 2025 for the creation of any new parish councils, should that be the outcome preferred from the consultation exercise.

The council, meeting as a body, is responsible under the constitution and the Local Government Act 2000 for setting the policy framework and the budget for the authority. It also exercises certain other functions that are reserved to it.

A joint committee has been in place for a number of years with Blackpool and Wyre Councils to discharge economic development functions, within the context of the council's overall policy framework. The Council is engaged in other partnerships and these arrangements are subject to review on an on-going basis, for example, the Community Safety Partnership. The Partnership appointed a new Chairman elect during the year.

The council remains committed to working with all the Lancashire authorities to establish alternative options for working together on strategic regional initiatives. In line with all other Lancashire councils, a commitment

has been given to high level priorities for councils to come together to develop a vision for the wider Lancashire county area. This has included evidence gathering work to assist in shaping an overarching vision, strategy and plan for the whole of Lancashire under a “Lancashire 2050” strategic framework. Eight priority themes have been developed focusing on economic prosperity; transport and infrastructure, early years and education; employment and skills; housing; health and well-being; environment and climate, and communities and place.

Meetings of the council's committees are open to the public, except where personal or confidential matters may be disclosed. Public platform allows members of the public to make a point or raise a question during Executive Committee meetings, council together with the Planning Committee. Members of the council who are not members of the respective committees can ask questions at committee meetings. This helps ensure robust accountability of decisions. Members of the public also have the facility to ask a question at council meetings by pre-registering to do so.

The council had no scrutiny committee/committees in place during 2022/23; however, the change in governance arrangements in 2023/24 has allowed for a return to scrutiny.

All the council's work is aligned to its corporate priorities through its committee system. All reports identify how they align to one of the four priorities: economy; environment; efficiency and tourism.

During 2023/24 the council's Standards Committee dealt with conduct, ethics, propriety, and declarations of interest. It also oversees and determines complaints made against members under the Code of Conduct.

The monitoring and performance of the council's assurance and governance framework is also led by the council's Audit and Governance Committee. The committee has the responsibility to ensure that the monitoring and probity of the council's governance framework is undertaken to the highest standard and in line with the Chartered Institute of Public Finance and Accountancy (CIPFA) guidelines.

Decisions on planning, licensing and other regulatory or quasi-judicial matters are taken by committees of the council in accordance with the principles of fairness and natural justice and, where applicable, article 6 of the European Convention on Human Rights. Such committees always have access to legal and other professional advice.

Officer Structure

As well as the council and committees, the authority implements its priorities, objectives and decisions through officers, partnerships, and other bodies. Officers can also make some decisions on behalf of the authority under the Scheme of Delegation.

The council's statutory officers have specific legal responsibilities for ensuring probity and good governance in the way the council manages its affairs. The statutory officers are the **Head of Paid Service**, the **Monitoring Officer** and the **Chief Financial Officer**.

The Chief Executive is designated as the council's **Head of Paid Service**. As such, legislation and the constitution make him responsible for the corporate and overall strategic management of the Authority. He is responsible for establishing a framework for management direction, style, and standards and for monitoring the performance of the organisation.

The council's **Monitoring Officer** during 2023/24 held the substantive post of Deputy Chief Executive. The Monitoring Officer must ensure compliance with established policies, procedures, laws, and regulations. She must report to the full council if she considers that any proposal, decision, or omission would give rise to unlawfulness or maladministration. Such a report will have the effect of stopping the proposal or decision being implemented until the report has been considered. No such reports have arisen during the 2023/24 financial year. Blackpool Council's Monitoring Officer acts as a Deputy Monitoring Officer for the council, supporting the Monitoring Officer in her role. There are reciprocal arrangements for investigating standards matters across both these council's Monitoring Officers. The Head of Governance also supports ethical framework arrangements as a deputy monitoring officer.

The council has designated the **Chief Financial Officer** as the officer responsible for the proper administration of its financial affairs in accordance with Section 151 of the Local Government Act 1972. The principal responsibilities of this officer include financial management, reporting and monitoring financial information, ensuring compliance with financial codes of practice including the Accounts and Audit Regulations 2015. Regular reports have been made to the council's Finance and Democracy, and other Committees as appropriate, throughout the course of the year.

Both the Monitoring Officer and Chief Financial Officer have unfettered access to information, to the Chief Executive and to councillors so they can discharge their responsibilities effectively. The functions of these officers and their roles are clearly set out in the council’s Constitution. In particular, the role of the Chief Financial Officer accords with the principles set out in the CIPFA Statement on the Role of the Chief Financial Officer in Local Government. A protocol supports the statutory role of the Monitoring Officer.

Each of the three statutory officers has been in post for several years, bringing stability, experience, and corporate knowledge to their key governance functions.

During 2023/24, the Management Team consisted of the three statutory officers, together with seven heads of service as follows:



In addition to the three statutory officers, the Management Team collectively and individually is responsible for managing the council and securing the economic, effective, and efficient use of resources as required by the duty of best value. Powers delegated to each member of Management Team, together with other officers, are documented in the constitution.

Further details of the political and organisational structure of the Council, together with details of the governance framework, are set out in the Annual Governance Statement which can be found towards the end of this document.

3. MEDIUM TERM FINANCIAL STRATEGY

The Council has strong financial management practices which are well-established and embedded, the cornerstone of which is a Medium Term Financial Strategy (MTFS). The strategy is updated and reported to Members on a regular basis, with the latest update being approved at the Council meeting of 4th March 2024. In that report I concluded, having taken account of the major items of expenditure and income and their sensitivity to change, together with the risks detailed in the report, that the finances of the Council are robust.

The purpose of the MTFS is detailed within that document, together with details of: the Vision for the Borough; the Council’s Strategic Planning and Performance Management Framework; the Council’s Capital Strategy and Asset Management Plan; Savings and Growth proposals; Reserves and Balances provision; details of the Council’s Capital Programme; key areas of financial risk facing the Council; and a five year financial

forecast for the Council. One key aim of the MTFS is to ensure that the resources available to the Council are aligned with the priorities set out within the Council's approved Corporate Plan.

Details on the latest version of the [Medium Term Financial Strategy](#) can be found on the website and further details on the council's Corporate Plan are contained in section 8 of this Narrative Report below.

4. THE FINANCIAL STATEMENTS

The Statement of Accounts summarises the Authority's transactions for the 2023/24 financial year and its position at the year-end of 31st March 2024. The Authority is required to prepare an annual Statement of Accounts by the Accounts and Audit Regulations 2015 (as amended by The Accounts and Audit (Amendment) Regulations 2022), those Regulations requiring the accounts to be prepared in accordance with proper accounting practices. These practices primarily comprise the Code of Practice on Local Authority Accounting in the United Kingdom 2023/24 (the Code) and the Service Reporting Code of Practice 2023/24 (SeRCOP), supported by International Financial Reporting Standards (IFRS).

The accounting convention adopted in the Statement of Accounts is principally historical cost, modified by the revaluation of certain categories of non-current assets and financial instruments. Full details of the accounting policies that have been adopted in the preparation of the Statements of Accounts are set out in Note 1 to the accounts on page 52.

The Authority has no material interests in companies and other entities that have the nature of subsidiaries, associates and jointly controlled entities that require it to prepare group accounts.

The Core Financial Statements contained within the accounts and the purpose of each is set out below:

- Expenditure and Funding Analysis – this shows how annual expenditure is used and funded from resources (government grants, rents, Council tax and business rates) by local authorities in comparison with those resources consumed or earned by authorities in accordance with generally accepted accounting practices. It also shows how this expenditure is allocated for decision making purposes between the Council's Programme Committees.
- Comprehensive Income and Expenditure Statement – this consists of two sections: the first section showing entries for income and expenditure arising from day-to-day operational services and the second section showing the increase or decrease to net worth as a movement in fair value of assets.
- Movement in Reserves Statement – this is a summary of the movement in year on the different reserves held by the Authority analysed into 'usable reserves' (those which can be applied to fund expenditure) and un-usable reserves (those which cannot be used to fund expenditure).
- Balance Sheet – this sets out the Council's assets and liabilities as at 31st March 2024 and how these are funded (by reserves, borrowing, provisions and other balances).
- Cash Flow Statement – this summarises the inflows and outflows of cash arising from transactions with third parties for revenue and capital purposes.
- Notes to the Core Financial Statements – these assist in the interpretation of the accounts by comprising a summary of significant accounting policies and other explanatory information.

Additional statements accompanying the accounts:

- Statement of Responsibilities for the Statement of Accounts – this identifies the officer who is responsible for the proper administration of the Council's financial affairs.
- Risk Management Policy Statement - this outlines the Council's approach to the management of risk.
- Collection Fund - this was established to maintain a separate fund for the collection and distribution of amounts due in respect of Council tax and non-domestic rates, as a requirement for all billing authorities under the Local Government Finance Act 1988.

- Glossary – an explanation of some of the key technical terms used in these accounts.

In line with the Code of Practice on Local Authority Accounting 2023/24 the Annual Governance Statement is included within the Statement of Accounts.

5. THE COUNCIL'S SPENDING

The Council effectively has two types of expenditure:

- **Revenue expenditure** – this is essentially the day-to-day costs incurred by the Council in providing services, including for example, employee costs, premises running costs, transport related costs and supplies and services.
- **Capital expenditure** – this is essentially one-off major items of expenditure relating to the purchase of new assets or expenditure which materially improves the working life of existing assets. This may include Revenue expenditure funded from capital under statute (REFCUS) and Revenue treated as capital under a direction order.

At the Annual Budget Setting Council meeting, the Council plans and approves how much it is going to spend in the coming year and reflects these spending plans as budgets. It calculates how much money needs to be raised from Council tax having allowed for income and government grants and determines how much it can raise from existing resources, contributions from outside sources or borrowing to fund its capital expenditure.

The Revenue Budget Forecast Update was reported to the Executive Committee in both December 2023 and January 2024 and to Council in December 2023 and February 2024, with the Medium Term Financial Strategy (MTFS) and budget decisions presented the Executive Committee and the Internal Affairs Scrutiny Committee for consideration in February 2024 and to full Council for approval in March 2024.

The statement of accounts sets out the outturn position for the financial year 2023/24, a year that has been shaped by a number of the key themes. The economic backdrop during the period continued to be characterised by ongoing high, though reducing, inflation - and its impact on consumer's cost of living - and no imminent end in sight to the conflict in Ukraine, along with the additional conflict in the Middle East.

Inflation eased during the second half of 2023 but remains above the Bank of England target of below 2%. Consequently, the economic outlook for UK and world growth remains uncertain. From a peak of an 11.1% annual increase in October 2022 the annual rate of inflation reduced during 2023/24 and had fallen to 3.2% by the end of the financial year (as at March 2024) and is forecast to reduce further during 2024.

Initially driven by energy price effects and by inflation in sectors such as retail and hospitality which were re-opening after the pandemic lockdowns, inflation then was initially expected to be temporary. Thereafter price rises slowly became more widespread during 2023/24, as a combination of rising global costs and strong demand which was exacerbated by supply shortages as a consequence of the ongoing conflict in Ukraine. The surge in wholesale gas and electricity prices during 2023/24 contributed significantly to overall cost pressures.

Whilst the rate of increase may have slowed during the year to date, prices continue to rise month by month. Price increases represent a significant cost pressure to the council and increase the risk that existing budget provision is insufficient to cover the cost of service delivery. This is particularly pertinent with respect to the financial risks associated with the delivery of the capital programme with building costs and materials continuing to rise.

5.1 REVENUE EXPENDITURE

This part of the Narrative Report deals with the revenue outturn position for the Council for the financial year ended 31st March 2024.

Net Budget Requirement and Financing

On the 4th March 2024, Budget Council approved a revised Forecast Revenue Budget net requirement of £11.731m for 2023/24. The outturn position for 2023/24 is a net requirement of £10.982m resulting in a favourable variance (before financing and slippage) of £0.749m. In addition, Budget Council approved

Forecast Financing totalling £12.156m for the year, and the outturn position was £12.156 which was a nil variance.

The financing figure of £12.156m above includes the net effect of transfers into and out of the Collection Fund Deficit Reserve which have been required as a result of additional grant funding received from the government in the years 2021/22 to 2023/24 which offset lost business rate income as a result of extended business rate reliefs (including to the retail, hospitality and leisure sectors and to small businesses) offered to businesses to support them during the pandemic and beyond. Because of timing differences between the flow of funds into and out of the collection fund it will be necessary to transfer this grant funding into the Collection Fund Deficit Reserve because this set aside will be required in 2024/25 and 2025/26 for release to offset the collection fund deficit which is spread across these years.

The following transfers into reserves were also made at the end of the 2023/24 year:

- Fylde Council was allocated general covid support grant funding in 2021/22 totalling £392k and as at 31st March 2024, £41k of this grant remained unspent. This sum was held in the Covid-19 Unringfenced Grant Reserve at the balance sheet date;
- Under the Homes for Ukraine Scheme the Council received funding during 2022/23 of which £466k remained unspent as at 31st March 2024. This sum was held in the Homes for Ukraine Reserve at the balance sheet date;
- During 2022/23 the Government introduced a new programme titled 'UK Shared Prosperity Fund' (UKSPF), to replace old EU structural funding. Fylde's allocation of UKSPF monies, split between capital and revenue, amounts to £2.6m to be defrayed over 3 financial years until the end of 2024/25. The revenue budget for 2023/24 was £511k. As at 31st March 2024, £78k of this funding remained unspent and in line with proper accounting practice this sum was held in the UK Shared Prosperity Fund Reserve at the balance sheet date;
- Since 2022/23 Fylde Council has been receiving Asylum Seeker Dispersal Grant from the Home Office, intended to address concerns raised by Local Authorities in relation to pressure on local services associated with supporting Asylum Seekers with settled status leaving National Asylum Support Service (NASS) accommodation within their areas. As at 31st March 2024, £67k of this grant remained unspent. In line with proper accounting practice this sum was held in a new Asylum Seeker Dispersal Reserve at the balance sheet date; and
- Finally, the government allocated funds to Fylde Council to assist with preparation for the introduction of Biodiversity Net Gain (BNG) legislation of which £64k remained unspent as at 31st March 2024. This sum was held in the Biodiversity Net Gain Reserve at the balance sheet date.

Approval was subsequently obtained from the Executive Committee at its meeting of 23rd May 2024 to release these funds from the reserves in 2024/25 to allow the monies to be spent in line with the grant conditions as required.

The underlying outturn position after taking account of the transfers into and out of the reserves as summarised above and the budgeted transfer into the Capital Investment Reserve (as set out in the MTFS report to Budget Council in March 2024), is therefore a total favourable variance of £0.749m.

There were a number of budget variances arising which for operational effectiveness were slipped into 2024/25 to allow the service areas to deliver these services/projects during the current year. These items totalled £0.534m and this sum was transferred to general fund balances at year end such that this expenditure can be met in 2024/25.

The remaining favourable variance after accounting for this transfer for slippage items was £0.215m. This sum was transferred to the Capital Investment Reserve to fund future capital expenditure and minimise the need to borrow. This approach is consistent with that adopted in recent years when a revenue underspend has been achieved. The transfer resulted in a current forecast balance on the Capital Investment Reserve as at 31st March 2024 in the sum of £5.650m. A number of schemes are already committed against this reserve in the years 2024/25 onwards.

A summary of the outturn position and the transfers to reserves described above are shown in Table 1 below:

Table 1 – General Fund Revenue Outturn Position and Transfers to Reserves 2023/24

	Budget	Actual	Variance	
	£m	£m	£m	
Net expenditure for the year	11.731	10.982	(0.749)	(Fav)
Financing for the year	(12.156)	(12.156)	(0)	
Surplus of resources for the year	(0.425)	(1.174)	(0.749)	(Fav)
Less:				
Budgeted transfer to Capital Investment Reserve	0.595	0.595	0	-
Budgeted transfer to Funding Volatility Reserve	(0.170)	(0.170)	0	
Balance – underlying outturn variance	0.000	(0.749)	(0.749)	(Fav)
Analysis of further transfers to reserves:				
Required transfer to GF revenue balances re slippage	0.000	(0.534)	(0.534)	(Fav)
Transfer to Capital Investment Reserve	0.000	(0.215)	(0.215)	(Fav)
Total further transfers to reserves	0.000	(0.749)	(0.749)	(Fav)

In addition to the above the Council has for a number of years held a small number of relatively modest earmarked revenue reserves which have not been required to be drawn upon. The Executive Committee meeting of 23rd May 2024 approved the closure of these reserves and the transfer of the remaining balances in the total sum of £133k to the Capital Investment Reserve. These were:

- The MMI Insurance Reserve: Balance transferred £81k.
- EU Exit Funding Reserve: Balance transferred £52k.

Full details and further analysis of expenditure, income and budget variances is set out in the Medium Term Financial Strategy (MTFS) Outturn Report reported to the Executive Committee on 23rd May 2024. A copy of the report can be found on the Council's website [at this link](#).

Council Tax and Business Rate Income – The Collection Fund

As a Council Tax and Non-Domestic Rates (NDR) Billing Authority, Fylde Council is required by legislation to collect council tax and business rates within the borough on behalf of central government, Town and Parish Councils and major preceptors (being Lancashire County Council, and the Fire and Police Authorities), and to account for that income through a 'Collection Fund'. Under the Collection Fund accounting arrangements any surplus or deficit on the fund each year, which occur as a result of actual income being higher or lower than that budgeted for, is split between the Government and the other precepting bodies in proportion to their shares.

In July 2020 the Government announced that local authorities would be allowed to spread the estimated deficit on the 2020/21 Collection Fund over three years – from 2021/22 to 2023/24. The normal process of sharing surpluses and deficits is that they are spread over two years. As a result of Covid-19 and the extra reliefs awarded during 2021/22 and 2022/23, there were larger than normal deficits on the Collection Fund for those years.

For Council Tax only, there was a surplus on the fund as at 31st March 2024 of £17k. This will be shared between Fylde Council, the County Council, the Police Authority and the Fire & Rescue Authority in 2024/25. Fylde Council's share of the surplus is £2k, the impact of which will be reflected in future updates of the Council's financial forecast.

For Non-Domestic Rates only, there was a surplus on the fund as at 31st March 2024 of £23k. This will be shared between Central Government, Fylde Council, the County Council, and the Fire & Rescue Authority in 2023/24. Fylde Council's share of the surplus is £9k, The remaining balance on the Collection Fund Deficit Reserve will be required to offset collection fund deficits in future years.

The Council joined the Lancashire Business Rate Pool with effect from 1st April 2017 in order to benefit from a reduced government levy on business rate growth which resulted in a higher level of retained Business Rates. Full details of the pool and its benefits to the Council for 2023/24 are set out within a note to the Collection Fund.

In 2012, before the introduction of business rates retention, the Government promised a reset of accumulated business rates growth in 2020. In 2016, they promised a review of the needs assessment formula which would be used in re-allocating the accumulated growth between councils. In 2018, they published major consultation documents on all this, for implementation in 2020/21. Since then implementation has been successively delayed. The Government policy statement, issued ahead of the 2024/25 Finance Settlement in December 2023, did confirm, however, that the government is 'committed to improving the local government finance landscape in the next Parliament', though no details of future reform are provided.

At the earliest, the implementation of any reform will not now be until 2025/26 - or realistically, depending on the outcome of the July 2024 General Election and the appetite of the new government for reform, until perhaps 2026/27.

It is widely anticipated that the review and the reform to the Business Rates system will look to re-balance public funding in such a way that may provide additional support to upper tier Councils which provide social care services and may as a consequence be detrimental to district Councils. When details of the reforms and the impact on future retained business rate income are announced and assessed the financial forecast will be updated accordingly. In the meantime, the preparation of medium term financial forecasts is extremely difficult because the future funding regime for local government is uncertain.

The Collection Fund accounting processes mean that there are significant timing differences between when a deficit or surplus on the Collection Fund occurs and when the relevant payments or receipts are made to or from the relevant parties to the Collection Fund.

Gross Cost of Services 2023/24

The 2023/24 Gross Cost of General Fund Services, excluding internal support service recharges, is analysed by service area in Table 2 below:

Table 2 – Gross Cost of General Fund Services 2023/24

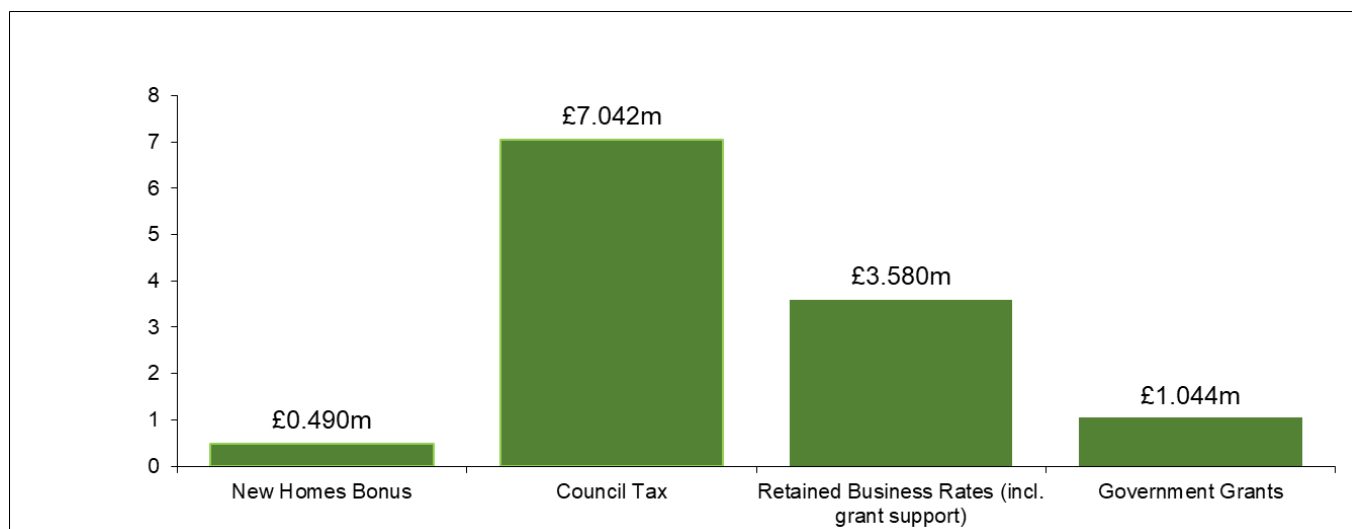
	Outturn
	£'m
Service:	
Refuse Collection	3.216
Street Cleaning	1.305
Other Environmental Health	1.726
Development Control, Building Control and Local Plans	1.870
Tourism and Leisure	3.654
Housing	1.325
Housing Benefits	13.584
Local Tax Collection	0.966
Economic Development and Regeneration	0.765
Other	8.751
Gross Expenditure Totals	37.162
Income and Grants:	
Other Government Grants (incl Housing Benefit Subsidy Grant)	(13.484)
Other Grants and Contributions	(8.951)
Other Income, Fees and Charges etc.	(3.745)
Income and Grants Totals	(26.180)
Net Expenditure for the Year	10.982

(as per Table 1)

5.2 INCOME

The Council finances its net operating expenditure from Council Tax, New Homes Bonus, General Government Grants and the local share of retained Business Rates. The net income receivable from each source is shown in the following graph:

Source of Funding 2023/24



New Homes Bonus

The Council received £0.516m in New Homes Bonus during 2023/24, of which £0.026m was distributed to town and parish councils, leaving a net grant of £0.490m for Fylde Council. Although it had been previously announced that the New Homes Bonus scheme would be subject to a review during 2023/24 the finance settlement for 2024/25 confirmed that there are to be no changes to the New Homes Bonus until after the general election. Future updates of the Council's financial forecast will be updated to reflect the financial impact of any scheme changes once they are announced.

Retained Business Rates (including grant support)

The Council's share of retained local business rate income for 2023/24, net of grant support for national discount schemes, transfers to and from the collection fund deficit reserve, and the surplus/deficit from the previous year, totalled £3.580m. Further details are included in paragraph 5.1 above.

Council Tax

Fylde Borough Council charged an average Band D Council Tax of £218.89 for 2023/24 (excluding Town and Parish precepts), which was a £0.30 reduction from the 2022/23 average charge for a Band D property. This represented a net nil movement in the separate elements of the average council tax charges. Individual year-on-year changes within the Borough varied due to the impact of Town and Parish Council precepts and the liability for Special Expense charges in Lytham and St Annes. The actual in-year rate of collection in 2023/24 was 96.6%. The in-year collection rates for 2021/22 and 2022/23 were 95.2% and 96.6% respectively. Ultimately the Council collects in the region of 99% of Council Tax. In 2023/24 the Council retained £7.042m of Council Tax income.

Other Government Grants

The government grants comprise Lower Tier Services Grant of £0.098m, Services Grant of £0.078m and Funding Guarantee Grant of £0.868m.

5.3 CAPITAL

In 2023/24 total capital expenditure was £8.520m as compared to a revised total programme of £12.150m. After adjusting for slippage of £3.522m this leaves a net underspend for the year of £0.108m. An analysis of how the money was spent, and financed, is shown in Table 3 below.

Table 3 – Capital Expenditure and Sources of Financing 2023/24

Capital Expenditure by Scheme:	£'000	£'000
Tourism & Leisure Culture Portfolio Schemes:		
Fairhaven Lake and Gardens	68	
Fairhaven Boathouse - Remodelling and Refurbishment	5	
Boating Pool Safety Improvements	1	
Improvements to children's play areas	95	
Art Collection display options	9	
St Annes Paddling Pool Water Quality Improvements	38	
Fairhaven Kiosk / Ice Cream Bar Project – development fees	22	
Pétanque Court – St Annes Promenade Gardens	1	
St Annes Beach Hub Facility	10	
sub-total		249
Customer and Operational Services Portfolio Schemes:		
Replacement Vehicles	431	
Changing Places public conveniences	5	
sub-total		436
Environment Portfolio Schemes:		
St Annes Sea Wall	119	
Hydration Points	7	
Staining Drainage Improvements	19	
Replacement ICT system – Environment, Health & Housing team	45	
Tree Planting Scheme	35	
sub-total		225
Corporate and Economic Development Portfolio Schemes:		
Public Transport Improvements	30	
St Annes Event Square	249	
St Annes Regeneration Schemes	18	
Future High Street Fund: Kirkham	3,417	
Lytham Regeneration Schemes	29	
Kirkham Heritage Action Zone	1,004	
Public Transport Facilities – Clifton Drive	36	
St Annes – Levelling Up Fund Application – Round 3	101	
sub-total		4,884
Social Well-being Portfolio Schemes:		
Disabled Facilities Grants	1,573	
Affordable warmth Scheme	82	
Housing Needs Grant	5	
Local Authority Housing Fund – Phase 2	930	
CCTV Replacement Schemes	75	
Cremator Engineering Repairs	26	
Cemetery Lodge Refurbishment	35	
sub-total		2,726
Total Expenditure		8,520

Financing of Capital Expenditure:	£'000	£'000
External Grants & Contributions	7,316	
Capital Receipts	393	
Funding Volatility Reserve	22	
Capital Investment Reserve	751	
Internal Borrowing	38	

Total Financing		8,520

6. TREASURY MANAGEMENT

The Council is bound by the requirements of the CIPFA Code of Practice on Treasury Management and the CIPFA Prudential Code for Capital Finance in Local Authorities, and it is required to comply with both these Codes through regulations issued under the Local Government Act 2003.

The Prudential Indicators and Treasury Management Strategy for 2023/24 were originally approved in the Medium Term Financial Strategy 2023/24 Report to Council on 2nd March 2023. The Prudential Indicators are updated as required and changes have been approved by Council in the Mid-Year Prudential Indicators & Treasury Management Monitoring Report to Council on 5th December 2023 and the Medium Term Financial Strategy Report to Council on 4th March 2024. For 2023/24 the Council has complied with all agreed internal procedures and the Prudential Indicators set for borrowing have been managed within the limits set.

The security of investments is the Council's main investment objective. This is achieved by adhering to the Treasury Management Strategy, as approved by Council on 2nd March 2023. The investment activity during the year conformed to the approved strategy and the Council had no liquidity difficulties.

A key Prudential Indicator for every Council is the Capital Financing Requirement (CFR). The CFR is the amount that the Council needs to borrow in order to fund its capital expenditure requirements: it is in effect the Council's underlying need to borrow. The CFR for Fylde Borough Council for the year ended 31st March 2024 was £2.926m.

A large proportion of the CFR relates to the acquisition of vehicles which are used to deliver operational services including waste management and parks. Further information of the council's Capital Programme can be found in section 7 of this report.

The Council's Capital Financing Requirement is currently being financed by "internal borrowing", a common practice whereby a local authority utilises its internal resources which are not required in the short to medium-term (comprising working capital and reserves), rather than external borrowing, to finance expenditure. Currently the use of internal borrowing continues to be the most cost-effective means of funding capital expenditure not financed from another source as it allows the council to lower the overall treasury risk by reducing both external debt and temporary investments, and to minimise interest costs. It is expected that internal borrowing will continue to be used in the medium term in line with advice from the Council's treasury advisers. However, this position may not be sustainable over the longer term.

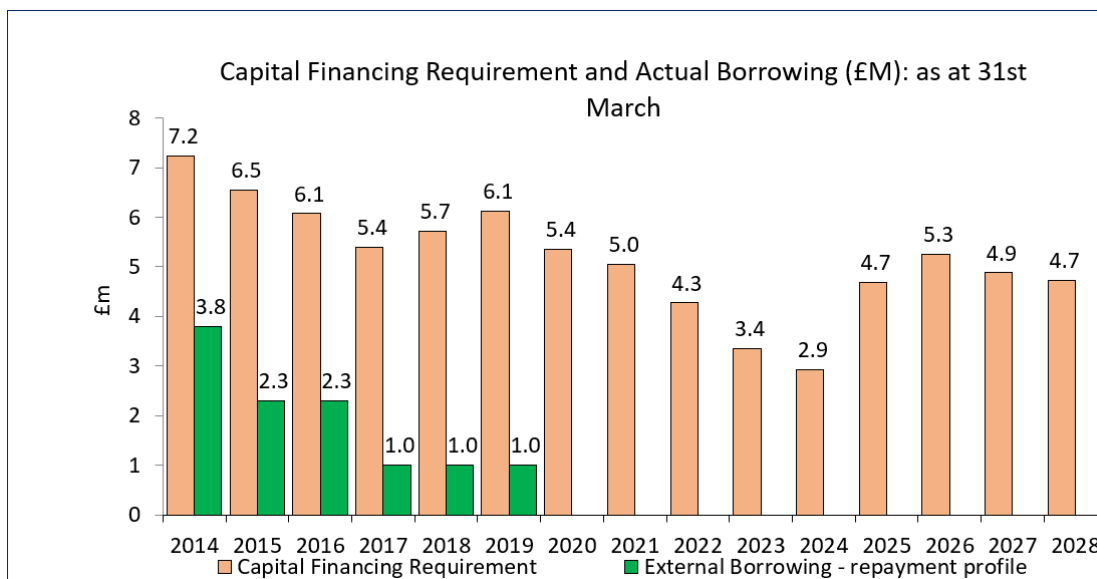
The forecast therefore currently assumes that no external borrowing will be required during the life of the financial forecast, that internal borrowing will continue to be utilised to fund capital expenditure not financed from another source, and that the council remains debt-free. This means that the base forecast contains no provision for any external borrowing costs.

The Council can borrow money from either the Public Works Loans Board (PWLB) (an agency of HM Treasury), from banks, building societies, or from other public bodies. During 2019/20 the Council repaid its only external borrowing and became debt-free. Accordingly, as at 31st March 2024 the Council had no external borrowing, and incurred no interest payment costs in respect of external debt during 2023/24.

The Authorised Limit for External Debt is a further key Prudential Indicator that controls the overall level of borrowing and is a statutory limit set by the Council that must not be breached. The Council's authorised limit for external debt for 2023/24 was £8.0m. The Council's actual total debt at 31st March 2024 was nil as a result

of the use of internal borrowing (cash balances used to meet the CFR in place of external borrowing). This has the effect of also lowering the overall treasury risk by reducing both external debt and temporary investments.

The chart below shows forecast external borrowing and the Capital Financing Requirement (CFR) from 2014 to 2028:



The reduction in the CFR as at 31st March 2024 shown above is as a result of slippage on the council’s capital programme from 2023/24 into later years.

Economic Background and Treasury Activity

The economic backdrop during the period continued to be characterised by ongoing high, though reducing, inflation - and its impact on consumer’s cost of living - and no imminent end in sight to the conflict in Ukraine, along with the additional conflict in the Middle East.

Inflation eased during the second half of 2023 but remained above the Bank of England target of below 2%. Consequently, the economic outlook for UK and world growth remains uncertain. From a peak of an 11.1% annual increase in October 2022 the annual rate of inflation reduced during 2023/24 and had fallen to 3.2% by the end of the financial year (as at March 2024) and is forecast to reduce further during 2024.

Initially driven by energy price effects and by inflation in sectors such as retail and hospitality which were re-opening after the pandemic lockdowns, inflation then was initially expected to be temporary. Thereafter price rises slowly became more widespread during 2023/24, as a combination of rising global costs and strong demand which was exacerbated by supply shortages as a consequence of the ongoing conflict in Ukraine. The surge in wholesale gas and electricity prices during 2023/24 contributed significantly to overall cost pressures.

During the year the Council held an average cash balance of £27.2m of internally managed funds, which were invested with approved banks, money market funds, Lancashire County Council and a number of other Local Authorities in line with the approved Treasury Management Strategy.

The overall performance was an average gross return of 5.15% over the year, compared with a benchmark return of 4.96%. The benchmark is the SONIA (the Sterling Over-Night Index Average rate) which is based on actual transactions and reflects the average of the interest rates that banks pay to borrow sterling overnight from other financial institutions and other institutional investors. Whilst this is the standard benchmark used by local authorities for investment returns, in times of increasing interest rates, as has been the case for much of 2023/24, it is expected that actual returns will be lower than the benchmark. This is due to the trailing effect of earlier investments which are still held but which were agreed when investment return rates were lower – e.g., 3, 6 or 12 months previously. For 2023/24 the returns exceeded the benchmark.

Interest earned was £1.268m compared to a revised budget of £1.220m. The level of interest from investments was higher than the revised budget due to higher in-house cash balances during the year and reduced capital expenditure, combined with increases in the bank base rate during the year.

Pension Fund

As part of the terms and conditions of employment of its officers, the Council offers retirement benefits for officers who contribute into the pension scheme. Although not required to be paid until employees retire, the pension fund is committed to making the payments and the Council is required to disclose the authority's liability at the time that employees earn their future entitlement. The scheme is funded, however, meaning that both the authority and employees pay contributions into the fund calculated at a level intended to balance the pension liabilities with scheme assets.

During 2023/24 the Council made a £2.270m lump sum pre-payment of employer pension contributions in respect of 2024/25 and 2025/26. The Council did this to secure a discount from the pension fund which outweighed the equivalent investment income that could be generated from investing the money elsewhere.

The Council's share of the pension fund valuation has fluctuated over the past few years, with a significant impact being the financial assumptions made by the scheme actuary, Mercer Ltd, which in turn has a substantial impact on the net worth of the authority as recorded in the Balance Sheet. Following the latest actuarial review during 2022, as at 31st March 2023 the scheme valuation was recorded as a **surplus**, with Fylde Council's share of this being in the sum of £13.244m – a significant movement from the scheme **deficit** recorded for 2021/22 of which Fylde Council's share was £20.480m. The latest actuarial valuation as at 31st March 2024 shows an updated **surplus** with Fylde's share being £20.662m. This improvement is largely a consequence of the updated assumptions used by the scheme actuary in assessing scheme assets and particularly scheme liabilities at the balance sheet date, which are influenced by macroeconomic factors including the prevailing bank base rate which has increased significantly since the previous triennial review was completed. However, pensions accounting regulations state that where such a surplus exists the surplus declared on the council's balance sheet must be measured at the lower of 1) the surplus in the defined benefit plan, and 2) the "asset ceiling" (with the asset ceiling being the present value of any economic benefits available in the form of refunds from the plan or reductions in future contributions to the plan). The asset ceiling for Fylde Council has been calculated at nil, meaning that the surplus of £20.662m at the balance sheet date cannot be recognised and has been adjusted for by way of an "Impact of Asset Ceiling" adjustment. The net position was further adjusted in line with the regulations to reflect the £2.270m lump sum pre-payment of employer pension contributions in respect of 2024/25 and 2025/26, resulting in a net asset figure for the pension scheme of £1.137m as shown within Long Term Assets on the balance sheet.

The next full revaluation is taking place during 2025. Full details of the scheme history and assumptions used by the actuary, including how changes in assumptions effect the valuation of scheme assets and liabilities, are included in note 41 to the accounts.

7. REVIEW OF THE COUNCIL'S OVERALL FINANCIAL POSITION

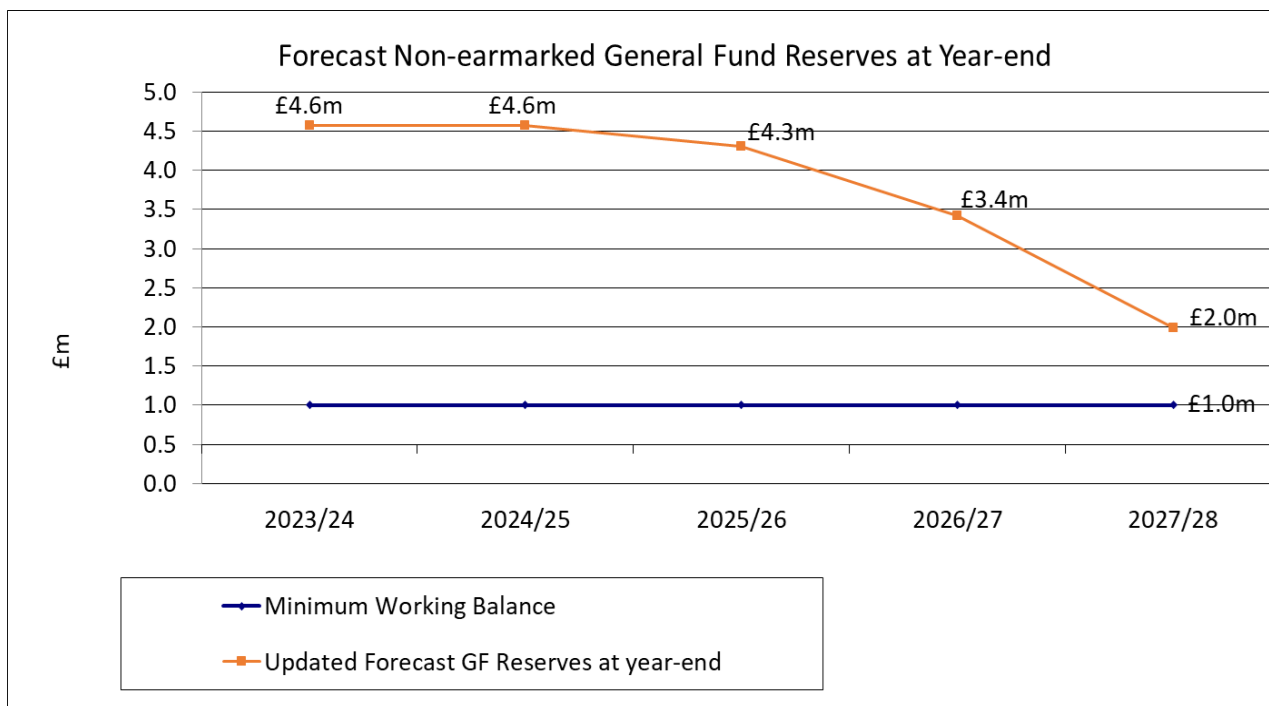
The favourable outturn position for revenue allows for a further contribution to be made to the Capital Investment Reserve in the sum of £0.348m (comprising the underlying favourable outturn position of £0.215m and £0.133m from the closure of the reserves outlined in section 5.1 above), in addition to the budgeted contribution of £0.595m. This will provide additional financing resources for future projects – which in turn reduces the need for the Council to borrow. This further contribution is beneficial to the overall position of the Council and is thus to be welcomed. As a result, the financial position of the Council has improved since the revised 2023/24 budget was approved in March 2024, the Council remains debt-free, and the financial position remains robust.

Through continued focus on the importance of financial stability, the Council has delivered a savings programme over several years and has continued to reduce overheads wherever possible. Ongoing modernisation work and business improvement will continue to make Council services more efficient, save money and maintain high quality frontline services to customers. This work has yielded ongoing savings to help improve the Council's financial position over that period. For Fylde Council to continue to successfully meet the new challenges that it faces it is vital that this approach is re-doubled and that all reasonable opportunities for further cost-reduction measures and for the generation of additional income are considered. Prudent financial management in previous years has provided a level of reserves which allows the necessary time to determine how this Council can best respond to the increased challenges.

Whilst challenges remain, and will no doubt continue to be present, prudent financial management has provided a relatively stable financial environment which allows the necessary time for the Council to assess and respond to the challenges it faces.

The following graph sets out the estimated general fund balances of the Council as reported to Budget Council in March 2024. The balance as at 31st March 2024 will increase temporarily by £0.534m in order to fund items of revenue slipped from 2023/24 into 2024/25. The forecast reduction in reserves from 2025/26 onwards reflects the uncertainty of future central government funding allocations to Local Authorities. Despite the potential reductions shown below, the forecast level of General Fund Reserves remains above the revised minimum working balance £1.0m throughout the forecast period.

Reserves & Balances



In addition to the non-earmarked General Fund Reserve shown in the graph above the Council also has a number of ear-marked reserves, set-aside for specific purposes. The total of these ear-marked reserves at 31st March 2024 is £11.989m. Full details of these reserves are shown at Note 8 to these accounts. Included within this total is £1.017m within the Collection Fund Deficit Reserve. This is as a result of additional grant funding received from the government during 2020/21 to 2023/24 to offset lost business rate income as a result of extended business rate reliefs (including to the retail, hospitality and leisure sectors and to small businesses) offered to businesses to support them during the pandemic. As a result of these reliefs, the business rate collection fund (administered by Fylde to collect business rates and then allocate the monies to central government and the major preceptors) is in deficit when compared against the level of income expected before the year began. This government grant funding has been set aside in the Collection Fund Deficit Reserve and will be required in 2024/25 and subsequent years to offset the collection fund deficit.

Capital Programme

The current Capital Programme for the Council is fully funded. Furthermore, in order to provide a resource for future additions to the Capital Programme the Council has created a Capital Investment Reserve. Following favourable outturn positions in recent years it has been possible to transfer resources into that reserve which have provided funding for numerous capital schemes.

The Medium Term Financial Strategy

The Medium Term Financial Strategy sets out the Council's revenue budget allocations, the ongoing programme for capital investment, efficiency targets and forecasts for the five year period covered by the Strategy. The key influences on this strategy include:

- The continuing uncertainty around central government funding for local government;
- The consequent spending constraints resulting from reduced resources in the medium term;
- Ensuring a robust and sustainable budget through the prudent use of reserves and balances and ensuring externally funded projects are facilitated;
- Developing new ways of delivering services using modernisation techniques to achieve higher levels of customer satisfaction, efficiency, value for money, strategic partnerships, service commissioning, and enterprise; and
- The need to continuously review and maintain existing assets to a quality standard.

The MTFs looks at the current year and ahead over the next four years to identify the resources likely to be required by the Council to finance service priorities and to meet spending pressures. It aims to:

- Ensure the sustainability of the Council's budget;
- Facilitate pro-active strategic management of the budget to ensure service investments and dis-investments flow from the Council's corporate and service planning frameworks;
- Be responsive to a changing and uncertain financial climate in which existing funding streams cease and new opportunities arise; and
- Demonstrate clearly to stakeholders, both internal and external, what the Council's plans are for the use of its resources.

The Longer-Term Outlook and the Vision for the Borough

On 18th December 2023, the Secretary of State for the Department for Levelling Up, Housing and Communities (DLUHC), Rt. Hon. Michael Gove MP, released a written statement to Parliament on the provisional local government finance settlement 2024-25. The papers can be viewed [by clicking here](#). This followed a policy statement on the future of Local Government Finance published on 5th December, covering 2024 to 2025. The policy statement can be viewed here: [Local government finance policy statement 2024 to 2025](#)

The bulk of the December 2023 policy statement confirmed the announcements of the [2023/24 Local government finance policy statement](#), released in December 2022 which was intended to provide councils with forward notice of the proposals for the 2024/25 settlement.

As such the 2024/25 provisional settlement was once again a single-year settlement and no details were provided in respect of subsequent years.

The broad approach was based on a uniform roll-over of the core elements of the settlement; additional resources for priority services (in particular social care); balancing service pressures with taxpayer concerns through council tax referendum principles; and a fallback, by way of a minimum funding guarantee to ensure that all councils see a minimum increase in their Core Spending Power year on year.

The declared aim was stability for budgeting purposes (which in turn requires a delay to all significant policy changes). Consequently, the settlement contained no new public policy and no specific plans or timescales for the implementation of reform to the mechanisms by which local authorities are funded. Similarly, there are no new resources for service provision arising from the provisional settlement.

Further Delays to Finance Reform

The history of proposed reform to local government financing mechanisms stretches back a number of years without significant progress on the matter.

The policy statement did confirm, however, that the government is 'committed to improving the local government finance landscape in the next Parliament', though no details of future reform are provided.

At the earliest, the implementation of any reform will not now be until 2025/26 - or realistically, depending on the outcome of the 2024 General Election and the appetite of the new government for reform, until perhaps 2026/27.

At whatever point such reform is implemented it is widely anticipated that reform to the Business Rates system will look to re-balance public funding in such a way that may provide additional support to upper tier Councils which provide social care services and may as a consequence be detrimental to district Councils. When details of the reforms and the impact on future retained business rate income are announced and assessed the financial forecast will be updated accordingly. In the meantime, the preparation of medium term financial forecasts are extremely difficult because the future funding regime for local government is uncertain.

The potential for future general reductions in central government funding from 2025/26 onwards, requires that the Council continues the approach to continually seek opportunities to achieve savings and efficiencies and to generate additional income to enable a balanced budget position to continue into the future and to provide on-going contributions to reserves. The Council has a past record of taking actions in order to meet and overcome these challenges; the introduction of a chargeable green waste collection service from 2017/18 being a recent example of such action, as was the decision to join a Business Rates pool from 2017/18 and a '75% Business Rate Retention Pilot' scheme for 2019/20, the latter of which further increased the total of retained business rates for the borough.

The two Enterprise Zones in the Borough were created to help attract more investment into the area, bringing jobs and businesses, delivering long-term, sustainable growth based on cutting-edge technology and enterprise. The Blackpool Airport Corridor Enterprise Zone Masterplan outlines the aspirations for the site including the generation of 3,000 new jobs, securing in excess of £300m of private sector investment and with over 180 new businesses locating to the site.

Fylde Council will continue to seek other such opportunities to maintain a robust financial position in the face of a challenging and changing financial environment. This approach will ensure that the Council continues to achieve and sustain a balanced budget position on an ongoing basis and is able to deliver the priorities set out in the Corporate Plan.

Managing Risks and Uncertainties

The Council recognises that effective risk management is integral to the Council's corporate governance arrangements. The Council's Corporate Risk Management Group meets quarterly to review the Council's strategic risks as identified on the Council's Strategic Risk Register and identify any new risks that may prevent the Council from achieving its long-term corporate objectives.

The Council has developed a methodology which provides a structured process for the identification, evaluation and management of risk at strategic and operational levels. The Audit and Governance Committee approve any changes to the Risk Strategy and monitor actions designed to alleviate or ameliorate risks on a regular basis.

The Council manages its operational risk register via a Risk Management system called GRACE. This system gives managers the platform to identify, record, manage and ultimately reduce/remove risks from their areas of responsibility.

The note on Contingent Liabilities (note 42 to this Statement of Accounts) outlines a number of potential future risks that may arise, but which have not yet materialised.

8. ORGANISATIONAL PERFORMANCE AND CULTURE

Over a decade ago the Council initiated a cultural transformation program to drive continuous improvement and modernisation. In 2007/08, the Council faced significant financial difficulties, with low general reserves. In the period since then the Council has downsized its workforce by nearly 50% while boosting reserves.

Central to the transformation was engaging employees and fostering ownership of change. Competencies were developed collaboratively and ingrained as core behavioural guidelines across the Council. Every

process was influenced by these competencies to shift away from longstanding public sector attitudes. This was reinforced through communication strategies.

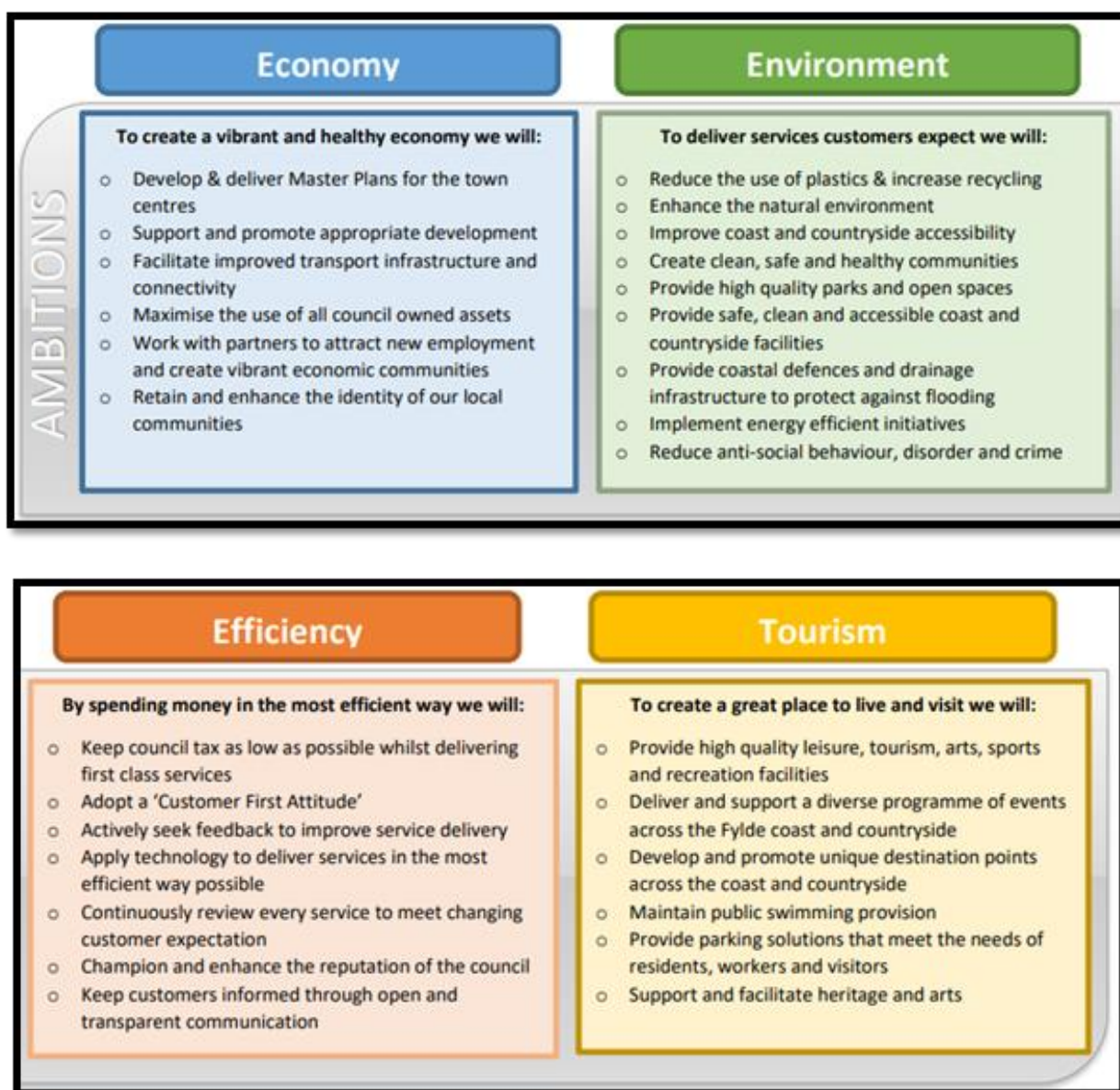
The cultural change was implemented through "leadership from everywhere", mentoring, coaching, workshops, an "open door" policy, leading by example, and cross-organisational teamwork. Simple mantras like "more from less" and "treat people well" helped everyone understand their role in driving change. These were demonstrated and reinforced through newsletters, briefings, meetings, and discussions.

The Corporate Plan

The Corporate Plan outlines the key actions, projects, and priorities for the council. Fylde Council's Corporate Plan has been carefully crafted through extensive consultation and feedback from the community over an extended period. Each year, further input is gathered through public consultation and interactions, with this valuable feedback incorporated to review and update the plan, ensuring that every action contributes towards achieving the corporate priorities.

The plan sets out what the Council's intends to deliver over the specified plan period to improve the local community in alignment with residents' desires. The central aim of the plan is to improve the quality of life for everyone in the borough in order for Fylde to remain one of the best areas in the country to live, work and visit.

A Corporate Plan covering the period from 2020 to 2024 has been developed and presented to the Council and it's committees during the process. The four key themes outlined in the Corporate Plan are as follows:



The 2020/24 Corporate Plan has been frequently reported to council committees providing updates of each action identified on the plan, providing a status and narrative of the progress to date. The current Corporate Plan is accessible on the Council website together with the latest performance and delivery against the priorities and actions set out in the plan, all of which can be found here:

[Corporate Plan Performance Portal](#)

Listed below are some of the main goals within each of the four key themes of the Corporate Plan:

ECONOMY

- Work in collaboration with partners to deliver:
 - M55 Link Road scheme
 - A passing loop on the South Fylde railway line
- Work with partners in town centres to:
 - increase shopping footfall and the retail offer
 - implement a zero-tolerance litter policy
 - provide car parking to attract customers
- Consult with stakeholders to secure the future use of Lytham Institute in accordance with the purpose of the Trust
- Develop the Enterprise Zone through the Fylde Coast partnership attracting employment and new industry
- Support the regeneration of our towns and villages
- Progress Lytham regeneration programme
- Work with local business and partners to improve town centre shopping experiences and markets
- Explore opportunities for income generation from use of natural assets i.e. location filming, event hire
- Channel business rates funding opportunities to economic development.
- Review leases and Service Level Agreements

ENVIRONMENT

- Work with partners to deliver the carbon reduction policy actions i.e. reduce, re-use, recycle, tree planting
- Develop coast & countryside walks and pathways, improving signage and incorporating ranger events
- Educate and enforce to prevent littering, fly tipping, illegal signage, dog fouling and anti-social activity
- Develop the cemetery & crematorium project to address parking, green energy efficiency and long-term expansion
- Work with partners on flood prevention measures and drainage infrastructure to protect properties
- Create and maintain high quality parks and open spaces working with volunteer groups to achieve Green Flags
- Maintain our seaside award and work toward Blue Flag status
- Explore opportunities to introduce electric car charging points
- Proactively enforce against illegal encampments
- Deliver a regeneration programme for St Anne's coastal strip including sea defences
- Deliver public realm and drainage infrastructure to enhance rural areas
- Take action on partnership priorities such as anti-social behaviour, nuisance and environmental disorder.

EFFICIENCY

- Implement measures to seek grant funding, sponsorship, advertising and partnership working
- Develop innovative ways of using signage, including advertising, use of digital screens to communicate with customers
- Review all emergency plans and incorporate measures for responding to incidents
- Review the Public Space Protection Orders as means of enforcement
- Support the Boundary Commission with the review of Fylde for 2023
- Review bus shelter provision and maintenance including income generating opportunities
- Implement new toilet provision at locations based on demand and investigate income opportunities
- In collaboration support the development of the Greater Lancashire Plan

TOURISM

- Deliver an events programme that covers the coast and countryside including:
 - Strengthening our existing events
 - Investigating new opportunities
 - Marketing and promoting events
 - Supporting galas, club days and carnivals
- Represent the council on Lowther Trust ensuring the purpose of the Trust is achieved and the council's interests are protected
- Deliver the Fairhaven Lake project to include:
 - Completing the National Lottery Heritage Fund (NLHF) project, including Improved facilities i.e. café, car parking, kiosk etc.
 - Introduce Adventure Golf and other activities
- Work in partnership with Lytham Hall to enhance and preserve the Grade 1 listed asset
- Pursue museum accreditation of LSA art collection with Arts Council England and explore options available for display with partners

Key Events and Achievements of 2023/24

Listed below are some of the **key events and achievements of the Council during 2023/24** which have helped deliver against the strategic priorities set out in the Corporate Plan:

- Fylde was once again host to a wide variety of tourism and leisure events, including the renowned **Lytham Festival** on Lytham Green. Dozens of artists and DJs performed to tens of thousands of attendees over the course of the 5-night festival to celebrate the Festival's continued growth following a two-year absence due to COVID-19, and again the festival brought a massive boost to the local economy whilst reaffirming Fylde's place on the UK events map.



Headline figures from an independent [Festival Impact Report](#) show Lytham Festival created £16.8million of incremental income for UK businesses during 2023, equating to a gross added value of £9.2million. Of that, £3.8million was spent with businesses in Fylde and around £2.3million of that was spent on eating, drinking and shopping ahead of attending the events. Hotels and accommodation also saw a boost, with 4,500 nights booked across Fylde borough and a further 10,500 room nights in Blackpool and other local areas. Of the 41 Lytham-based businesses surveyed, an overwhelming majority reported either a very positive or positive impact on their trade, scoring the festival 9.1 out of 10 for being a 'good thing for the area'.

- The **Lytham 1940s Weekend** took place in August, welcoming over 40,000 visitors in total over the weekend. The two days of themed singing, dancing, historic vehicles, and weapons displays were once again a tremendous success, bringing business for Fylde traders.



- **Children’s play areas** benefited from numerous improvements and upgrades, with redevelopments across the Borough continuing to strengthen the play offer in line with the priorities set out in the Corporate Plan.
- In July 2023 the Council’s Executive Committee approved a fully funded addition of £1.5m to the Council’s Capital Programme to deliver the **St Annes Event Space Project**, the first initiative under the St Annes Masterplan adopted by the Council in July 2022, is set to transform St Annes Road West into a vibrant hub for hosting events. This exciting development will enhance the existing event venues in St Annes, providing a dedicated facility that aligns with the vision outlined in the masterplan. The Event Space will serve as a versatile venue for various events to be delivered as part of the St Annes Events Programme, a separate project funded by the UKSPF. This initiative, scheduled for implementation in 2024/25, aims to foster community engagement and support the growth of St Annes as an events destination.
- Fylde Borough won 22 honours in the annual “**North West in Bloom**” (NWIB) competition and 19 “**It’s Your Neighbourhood**” Awards, thanks to the exceptional work of volunteers and operational staff. The 2023 “North West in Bloom” ceremony saw six Fylde entrants bring home Category Winner awards alongside their well-earned gold awards, and Lytham resident Trevor Mackey was presented with an Outstanding Contribution Award. Fylde was just as successful in the 2023 Royal Horticultural Society’s “It’s Your Neighbourhood” Awards, with recognition for two Outstanding Awards for Five Consecutive Years, a Best Biodiversity Award in the North West, a Best Neighbourhood Award, and a Growing Communities Award being presented to local entrants.
- Businesses in Fylde can access a range of new funded business support services after the council announced a new partnership with [Boost: Lancashire’s Business Growth Hub](#), which is run by Lancashire County Council. The new partnership has been created after Fylde Council agreed to invest £200,000 into Boost through its UK Shared Prosperity Fund (UKSPF) allocation. UKSPF is part of the Levelling Up agenda and succession to EU structural funds. Business owners and leaders looking to start, grow and scale a business can access six core services through the new Boost partnership. They include:
 - **Business Support Helpdesk:** A service that offers advice and guidance on available local, national and sector business support.
 - **Business Advice Service:** A service that matches a business with an adviser and includes a business review, a business support action plan, business clinics and regular updates.
 - **Growth Catalyst:** A service to help established businesses ready to take their business to the next level.
 - **Scale to Thrive:** An exclusive service for businesses over £1m turnover looking to scale 20% year on year.
 - **Flying Start:** A service that helps people start a new business or grow a young business.
 - **Access to Finance:** A service that helps businesses find and secure the finance and funding they need.

Boost also provides an online directory of all funded business support available in Lancashire, as well as an event directory, a knowledge hub and information about private sector business support.

- In December 2023, the council's Executive Committee approved a fund to help transform empty properties across Fylde into affordable housing as part of the Council's **Empty Homes Strategy**. The Empty Homes Strategy aims to maximise the number of empty homes returned into use as affordable housing, looking at properties that have lain empty for more than two years as part of the Council's plan to increase availability of homes for Fylde residents while reducing the pressure to build new ones. A Registered Provider will be appointed for a two-year period through an open tender procurement exercise, with a performance requirement to bring a minimum of 6 empty homes back into use as affordable housing. The Empty Homes Fund will be used to supplement the funding the Registered Provider is able to obtain from Homes England's Affordable Housing Programme to purchase and refurbish the properties. The Empty Homes Fund will specifically be used to contribute towards renovation costs with a proposal of approximately £20,000 per property, though there may be circumstances where a higher contribution is required due to the condition of the residence.
- The council's highly successful **CHANGE Programme** (Creating Healthy Activities and Nutritious Gains to Empower change) free adult weight management scheme was funded for another five years, with a right to extend for another three, through a Lancashire County Council Healthy Weight Services Grant. From April 2024, the Healthy Weight Services programme will also include family sessions, building on the success of the current delivery over the past three years and providing a lifestyle multi-component weight management service supporting people to lose weight and improving associated knowledge and skills in both children and adults.



CHANGE is designed specifically for adult Fylde residents and is delivered by local community weight management services, providing community-based diet, nutrition, lifestyle and behavioural change advice. The group sessions and 1:1 support show people how to implement positive lifestyle changes over an eight-week course, helping participants learn how to manage their weight in a healthy and long-lasting way, plus physical activity sessions such as low-impact circuits and tennis.

- A fully funded budget increase of over £200k was approved during the year for the **Fylde Sand Dunes Project** to continue the employment of dedicated conservation staff until 2026/27. The funding, paid in annual increments through the period, will allow Fylde Council to retain the expert services of the Area Conservation Ranger and the Conservation Operative, both already in post, who undertake all specialist conservation work and dune related maintenance. Fylde Council has worked in partnership with Blackpool Council and Lancashire Wildlife Trust to manage the Fylde Sand Dunes Project since 2012, collaborating to ensure the protection and improvement of the dune habitat in its role both as a soft sea defence and as a nationally significant conservation area. [The partnership secured a grant of £999,000 in from the Environment Agency in 2022/23](#) to fund the project delivery team as well as managing and improving the 80 hectares (800,000 square metres) of dune estate. The grant was split between the partner agencies, with Fylde Council's allocation to be used in delivering the operational elements of the project as per their role in the partnership.

- The annual **Christmas Tree planting event** at the Fylde sand dunes again proved a tremendous success, with more than 600 volunteers attending the two-day event across 5 – 6 February, planting trees donated by local households to help enhance the effectiveness of the dunes as a natural sea defence.



The dunes along the Fylde Coast are home to a diverse and specialised ecosystem, hosting a variety of unique plants and animals. These dunes, designated as a Site of Special Scientific Interest, play a crucial role in providing habitat for flora and fauna of international and national importance. Additionally, they serve as an effective soft sea defence for our local community. Sadly, over the past 150 years, more than 80% of the dunes have been lost due to coastal town expansion.

The Fylde Sand Dunes Project aims to restore and conserve these dunes by growing them in seawards. The old Christmas trees, donated by residents, are strategically placed in front of the existing dunes. As the wind blows, the branches of the trees trap sand, gradually creating new dunes.

- Over 2,200 trees were procured through Fylde Council's **Tree Planting Programme** this financial year to expand tree canopy coverage across the borough, as community tree planting events continue to give Fylde residents the chance to pitch in and help spruce up their local spaces. The [Capital Programme 2023/24 approved in January 2024](#) invested £25,000 towards improving tree coverage through Fylde, supplemented by an additional £9,000 brought forward from the previous year. Fylde Council's Parks and Coastal Services staff have been working in close partnership with Town and Parish Councils and community groups to identify suitable land areas for large-scale planting. The Ranger Service and Arboricultural Team, alongside community groups, will be leading on the planting throughout Lytham, St Annes, Kirkham, Elswick, Newton, Treales and Freckleton over the coming weeks to ensure all trees are planted before spring.
- The **St Annes Kite Festival** was named the Event of the Year at the Coastal Radio DAB Local Business Awards 2024! Voters chose the spectacular three-day September event as their favourite of the year, coming in ahead of other brilliant contenders JoyFest at the Marine Hall Fleetwood, Santa Comes to Bispham, Tia's Crown Dancefloor Heroes, and the Blue Skies Dragon Boat Race. Despite this strong competition, the Kite Festival was chosen by the public with 32% of the vote to take home the prize from the glamorous ceremony at Blackpool Tower Ballroom. The Festival welcomed over two hundred kite fliers from the UK and around the world to the beautiful St Annes beachfront, where hundreds more visitors from across the country gathered to marvel at three days of airborne excitement.



- Work continued on the **M55 to Heyhouses Link Road** which is expected to open in Summer 2024. The scheme will improve access between Lytham St Annes and the M55 motorway, relieve congestion on smaller local roads, and support the commercial viability of local housing and business development sites.

Local partners have been working hard over recent years to bring together the funding needed for the road, with a contract being agreed in March 2021 after the project became one of ten 'shovel ready' schemes across the county to receive support as part of the Getting Building Fund to speed up construction in the wake of the coronavirus crisis.

The road will provide much better access between the M55 motorway and existing employment areas in Lytham and St Annes, with the improved link to the coast also supporting the Blackpool Airport Enterprise Zone and the area's vital leisure and tourism industry. In addition, Wild Lane on the northern section will connect into existing bridleways and become a route for pedestrians, cyclists and equestrians to enjoy its use. On the southern section, the road will have a parallel footway/cycleway. Together these will provide a continuous sustainable transport corridor along the whole length of the new road. The link road will connect the existing roundabout at Whitehills Road to the north with Heyhouses Lane near the Cypress Point development site to the south.

The road is being funded thanks to contributions from (or managed through) the Department for Transport, Highways England, the Lancashire Enterprise Partnership (LEP), Lancashire County Council, Fylde Borough Council, and housing developers.

- Works continued during 2023/24 on the **Kirkham Regeneration Project - Kirkham Futures**. This is a 4-year programme of work to revitalise the town centre, representing the biggest investment in Kirkham in a generation, funded by the Historic England High Street Heritage Action Zone, the Government's Future High Street Fund, and contributions from Lancashire County Council, Fylde Council, and Kirkham Town Council. The Public Realm works consist of improvements to footways and carriageways, including new lighting, green bus shelters, new street furniture, and new planting, including semi-mature trees. In addition, the works will incorporate beautiful artworks such as bespoke railings, architectural lighting, and a mural chronicling Kirkham's historic past.



A team of contractors was also appointed to deliver the first phase of the Shopfront Grant Improvement Scheme under which over 20 shopfronts in Kirkham Town Centre will be restored and enhanced by re-instating their historic, pre-WW1 style. The scheme design teams have worked with shop owners and tenants to produce individual designs for each shop based on images contained in historic archive photos. The shopfront improvement programme is expected to be completed by Summer 2024.

- **Disabled Facilities Grants Programme** - As the local housing authority, the council has a statutory duty to provide disabled adaptations within the borough. In order to fund these works the council receives grant support via the 'Better Care Fund' which is managed by the Department of Health, with funding being distributed to all councils via the upper-tier authority for each area of the country. As such, in Lancashire the fund is administered by Lancashire County Council. Each upper-tier authority then allocates the funding to their respective housing authorities (i.e. district councils within their area) to enable them to continue to meet this statutory responsibility. The level of government funding has increased significantly under the 'Better Care Fund' arrangements and Fylde Council spent £1.573m in 2023/24 in providing disabled adaptations throughout the borough.
- One of the council's flagship projects empowered through the UK Shared Prosperity Fund, (UKSPF), the [Invest in Fylde website](#) is a comprehensive resource for businesses, whether already in Fylde or seeking to establish themselves here. Invest in Fylde provides a wealth of in-depth business knowledge and support on a variety of topics from networking and business resilience to skills training for employers and employees both. The service also offers support for individuals looking to get into work or upskill, including apprenticeship opportunities.

- **UK Shared Prosperity Fund Programme (UKSPF)**

The council's allocation from the UKSPF has already enabled numerous successful projects, including the launch of the Invest in Fylde brand, the Community Wellbeing Fund, the Voluntary Sector Study to help the Council better understand how local organisations can be supported, and the Apprenticeship Project and Employment Skills Project, delivered through a partnership with the AFC Fylde Community Foundation.



- **Community Support**

As residents continued to feel the pressure of the increased cost of living, the council ensured that it continued to support communities through the Warm Spaces initiative, the Household Support Fund, and the wide range of general Cost of Living Support, alongside individual community programmes such as the Monday Supper Club in St Annes.



- **The Eco Maker's Market**

Building on the success of 2022's Green Loop environmental arts project, the Eco Maker's Market brought an array of handmade sustainable green and eco-creative products to Lytham Institute in September 2023, featuring the work of around 30 talented creators and curated by Hopeful and Glorious.



- **Operation Centurion**

The county-wide Operation Centurion campaign brought additional police foot patrols to St Annes, working with Fylde Council's Community Safety Enforcement Officers to crack down on incidents of anti-social behavior throughout the community.



- **Fylde Ice Festival 2024**

The second annual Fylde Ice Festival enjoyed perfect weather and a wonderful turnout, as partners Glacial Art Ice Sculptors wowed attendees with sculptures themed around the heritage of Kirkham and the surrounding areas.



- **Swimming Pool Support Fund**

A successful application to Sport England's Swimming Pool Support Fund by Fylde Council and YMCA Fylde Coast provided an award of almost £60,000 to support the St Annes YMCA Pool in mitigating the pressure of increased running costs for the facility. This was followed by a capital grant award of £220,000 which will fund the installation of solar photovoltaic panels and the replacement of the outdated boiler system, significantly improving the pool's energy performance.



- **Lytham Hall Art Gallery**

Following a capital investment of £65,000 by the council, a new gallery located in the former Long Room at Lytham Hall will be a fit for purpose display space designed to Arts Council England 'Spectrum' standards, providing an opportunity for the public to view paintings from the Lytham St Annes art collection. Access to the collection will remain free.



The Annual Residents Survey

A resident satisfaction survey is carried out each year and the results, as set out in the table below, show high levels of customer satisfaction with the Council's performance:

The objective of the survey is to obtain an overview of satisfaction levels with services and the Council that can be used to identify areas for improvement and allow comparison over time. In many cases the high-level overview which the survey provides supplements service-based customer research carried out in several areas. The survey is live gathering feedback all the time and it is possible to view at any time the latest results [live on the council's website](#).

The Resident Survey Results 2023.

QUESTIONS (Percentages figures are of those who rated as satisfied, good, or excellent)	2023 Response
How would you rate the refuse collection service at Fylde	98%
How would you rate the household recycling service at Fylde	94%
How would you rate the parks and open spaces in Fylde	94%
How would you rate the cleanliness of the streets in Fylde	75%
How would you rate the planning service at Fylde*	49%
How would you rate the building control service at Fylde*	51%
How would you rate the Environmental Protection Control service at Fylde*	60%
How would you rate the benefits service at Fylde*	77%
How would you rate the Cemetery and Crematorium service at Fylde*	94%
How would you rate the housing service at Fylde*	67%
How would you rate the customer service at Fylde*	83%
Overall, how would you rate Fylde as a place to visit	97%
Overall, how would you rate Fylde as a place to live	96%
How would you rate the value for money you receive from Fylde Council	74%
Overall and taking everything into account , how would you rate Fylde Council	82%
How would you rate how well Fylde Council informs residents about what is happening in their area	80%

**Percentage of respondents that had used the service.*

The survey allows residents to provide feedback on council services. The feedback is analysed and used to inform service improvements. Residents can provide an email address to receive the weekly e-newsletter.

The 2023 data shows high satisfaction levels, consistent with previous years. Many services attract over 80% satisfaction, which is exceptional.

Regulatory and enforcement services like planning tend to have lower satisfaction due to the nature of decisions made and customer expectations. For example, a refused planning application may lead to dissatisfaction despite good service delivery. Overall;

- 74% of respondents feel the council provides value for money
- 82% rate their overall satisfaction with Fylde Council as satisfied or better when taking everything into account

9. OUTLOOK FOR THE FUTURE

The favourable outturn position for revenue allows for a further contribution to be made to the Capital Investment Reserve in the sum of £0.348m (comprising the underlying favourable outturn position of £0.215m and £0.133m from the closure of the reserves as detailed earlier in this report, in addition to the budgeted contribution. This will provide additional financing resources for future projects – which in turn reduces the need for the Council to borrow. This further contribution is beneficial to the overall position of the Council and is thus to be welcomed. As a result, the financial position of the Council has improved since the revised 2023/24 budget was set in March 2023, the Council remains debt-free, and the financial position remains robust.

The single year financial settlements for both 2023/24 and 2024/25, alongside the ongoing uncertainty around planned reforms to future funding mechanisms for local government, make financial planning problematic, even over the short and medium term.

The Financial Forecast within the most recent MTFs report shows a projected surplus for 2024/25 followed by a period of uncertainty as the national framework for the financing of local government is planned to be subject to review. A significant factor in the financial forecast is the estimated reduction in the level of retained business rates from 2024/25 onwards, arising from the government's stated intention of further reform to the business rates retention mechanism from that year, along with uncertainty surrounding the mechanism by which 'Core Spending Power' will be delivered at an individual authority level.

The continued elevated levels of inflationary increases experienced during 2023/24 has exerted significant upward pressure on prices, especially for utilities, and more generally on supplies and services across all sectors of the economy. This in turn increases the base costs for both revenue and capital budget items. The situation is particularly acute in the construction sector where supply chain issues and price increases are combining to put increased risks on the delivery of capital programme schemes.

The potential for future general reductions in central government funding from 2025/26 onwards, requires that the Council continues the approach to continually seek opportunities to achieve savings and efficiencies and to generate additional income to enable a balanced budget position to continue into the future and to provide on-going contributions to reserves. Whilst challenges remain, and will no doubt continue to be present, prudent financial management has provided a relatively stable financial environment which allows the necessary time for the Council to assess and respond to the challenges it faces.

In addition to the year-end contribution to the Capital Investment Reserve, into which revenue surpluses have been transferred for a number of years, has meant that a significant number of capital schemes have been delivered without the requirement for external financing. The reduced requirement to borrow in turn results in a reduction in borrowing costs and thus contributes to an improved overall revenue position. The Council remains debt-free.

The Council has not required any temporary borrowing to support its cashflow during 2023/24. Nor does it anticipate any cashflow concerns in future years through careful management of cashflow and investment decision-making.

Cashflow forecasts are prepared and reviewed regularly throughout the financial year by senior finance officers. The forecast is revised as required to reflect changes in actual cash movements, transaction timing changes and to include new cash movements. The monthly cash flow forecast is used as the basis for determining the level of cash that is available for external investment to thereby generate additional revenue income. In order to ensure that excessive funds are not invested externally and consequently causing potential liquidity issues for the Council it is day-to-day practice to leave a minimum cash balance of £0.5m within the Council's current bank account. In addition to this, short term liquid deposits of at least £6m are maintained on call or available within a week's notice. Monies will not be placed on fixed term deposit when such an action would reduce cash balances below this level. It is expected that such practices will provide sufficient liquidity of funds at all times. However, if necessary short-term borrowing is available from the Money Market as and when required.

To maintain a future stable financial environment for the Council, the minimum level of General Fund reserves was raised to £1.0m as part of the March 2024 Medium Term Financial Strategy update. This is an updated level from the previous approved level of £0.750m to reflect the increased uncertainty in the future levels of central governments funding and the current economic environment in which inflation remains relatively high, economic growth prospects are limited and a significant section of the population is still feeling the effects of the recent inflationary shocks.

The key financial risks that the Council is currently facing are set out in detail in the MTFs, and can be summarised as:

- Potential reductions in levels of future central government funding, including reforms to the business rate retention and new homes bonus schemes,
- Upward pressure on pay and prices as a result of price inflation and weak economic growth; and
- Capital programme delivery complexities and challenges, in particular town centre regeneration projects.

The impact of recent inflationary pressures are expected to continue to exert a significant influence on the UK economy. These factors have the potential to affect the following areas of the Council's financial statements:

- Asset valuations, such as those over property, may be more difficult to estimate and may be more volatile where the view of market participants may have changed; and
- Defined benefit pension valuations are inherently very sensitive to the selection of an appropriate discount rate. Actuarial views around discount rates and other assumptions may be impacted in the future.

In preparation for the known future financial challenges the Council has, in recent years, undertaken a review of potential means of responding to those circumstances. Consequently, a number of important decisions have already been made with regard to income generation and expenditure reduction that will have a positive effect on the financial forecast for future years, demonstrating a responsiveness to the current financial challenges which is essential for the Council to be able to maintain a robust financial position and deliver its key corporate objectives.

At a strategic level, activity and resources are focused on the delivery of the key objectives of the Council as set out within the Councils approved Corporate Plan. Given the level of reserves that have been generated in recent years the level of budget deficits currently estimated in the final years of the forecast appear to be at manageable levels. However, in an uncertain financial environment the position can change in unexpected ways. It is important that the Council continues to operate in a sound and prudent manner in order to maintain a stable financial position and to explore further means by which the financial position can be further strengthened, whilst continuing to provide high quality services to residents and to deliver the priorities set out in the Corporate Plan.

CONCLUSION

Prudent financial management of the Council's resources over the last decade has provided a level of reserves which allowed the Council sufficient resources to manage any significant negative financial impacts on the Council, and looking forward, will provide the necessary time to determine how best to respond to future financial challenges, including the outcome of the Fair Funding Review into the future of Local Government funding arrangements. Officers and Members will be continuously monitoring all areas of concern through established budget forecasting and setting procedures and will work to ensure that the Council's Revenue Budget remains robust and sustainable.

The Council has a track record of making savings as dictated by resource availability. I am therefore confident that the Council will continue to maintain a balanced budget position in the medium term.

I would like to place on record my thanks to all staff across the Council for their efforts during the last year. **In particular, I would like to thank the Finance Team for the timely production of this Statement of Accounts within a shortened (two month) timescale and for their continued dedication and resilience following a prolonged period of intense workload delivering to statutory reporting deadlines and supporting teams across the council in delivering corporate priorities.**

This is the Statement of Accounts upon which the auditor should enter his certificate and opinion and has been prepared under the Local Government Finance Act 1982.

Signed



**P. O'Donoghue, ACMA, CGMA
Chief Financial Officer, Section 151 Officer**

Date: 31st May 2024

STATEMENT OF RESPONSIBILITIES FOR THE STATEMENT OF ACCOUNTS

The Authority's Responsibilities

The Authority is required to:

- Make arrangements for the proper administration of its financial affairs and to secure that one of its officers has the responsibility for the administration of those affairs. In this Authority, that officer is the Chief Financial Officer.
- Manage its affairs to secure economic, efficient and effective use of resources and safeguard its assets.
- Approve the Statement of Accounts.

The Chief Financial Officer's Responsibilities

The Chief Financial Officer is responsible for the preparation of the Authority's Statement of Accounts (which includes the financial statements) in accordance with proper practices as set out in the CIPFA (Chartered Institute of Public Finance & Accountancy) Code of Practice on Local Authority Accounting in the United Kingdom ('the Code').

In preparing this Statement of Accounts, the Chief Financial Officer has:

- selected suitable accounting policies and then applied them consistently;
- made judgements and estimates that were reasonable and prudent;
- complied with the Code;

The Chief Financial Officer has also:

- kept proper accounting records which were up to date;
- taken reasonable steps for the prevention and detection of fraud and other irregularities;
- assessed the Authority's ability to continue as a going concern, disclosing, as applicable, matters related to going concern;

The Chief Financial Officer's Certification

I certify that the Statement of Accounts gives a true and fair view of the financial position of the Authority at 31st March 2024 and of its income and expenditure for the year then ended.



P. O'Donoghue, ACMA, CGMA
Chief Financial Officer, Section 151 Officer

Date: 21st February 2025

CORE FINANCIAL STATEMENTS

INTRODUCTION TO THE CORE FINANCIAL STATEMENTS

Introduction to the Core Financial Statements

Set out below is a brief explanation of the Core Financial Statements which are presented on the following pages:

- **The Expenditure and Funding Analysis (Page 45)**

The Expenditure and Funding Analysis shows how annual expenditure is used and funded from resources (government grants, rents, Council tax and business rates) by local authorities in comparison with those resources consumed or earned by authorities in accordance with generally accepted accounting practices. It also shows how this expenditure is allocated for decision making purposes between the Council's Programme Committees. Income and expenditure accounted for under generally accepted accounting practices is presented more fully in the Comprehensive Income and Expenditure Statement.

- **The Comprehensive Income and Expenditure Statement (Page 46)**

The Comprehensive Income and Expenditure Statement shows the accounting cost in the year of providing services in accordance with generally accepted accounting practices, rather than the amount to be funded from taxation. Authorities raise taxation to cover expenditure in accordance with statutory requirements; this may be different from the accounting cost. The taxation position is shown in both the Expenditure and Funding Analysis and the Movement in Reserves Statement.

- **The Movement in Reserves Statement (Page 47)**

The Movement in Reserves Statement shows the movement in the year on the different reserves held by the Authority, analysed into 'usable reserves' (i.e. those that can be applied to fund expenditure or reduce local taxation) and other 'unusable reserves'. The Statement shows how the movements in year of the authority's reserves are broken down between gains and losses incurred in accordance with generally accepted accounting practices and the statutory adjustments required to return to the amounts chargeable to Council tax for the year. The Net Increase/Decrease line shows the statutory General Fund Balance movement in the year following those adjustments.

- **The Balance Sheet (Page 48)**

The Balance Sheet shows the value as at the Balance Sheet date of the assets and liabilities recognised by the authority. The net assets of the authority (assets less liabilities) are matched by the reserves held by the authority. Reserves are reported in two categories. The first category of reserves are usable reserves, i.e. those reserves that the authority may use to provide services, subject to the need to maintain a prudent level of reserves and any statutory limitations on their use (for example the Capital Receipts Reserve that may only be used to fund capital expenditure or repay debt). The second category of reserves is those that the authority is not able to use to provide services. This category of reserves includes reserves that hold unrealised gains and losses and reserves that hold timing differences shown in the Movement in Reserves Statement line '*Adjustments between accounting basis and funding basis under regulations*'.

- **The Cash Flow Statement (Page 49)**

The Cash Flow Statement shows the changes in cash and cash equivalents of the authority during the reporting period. The statement shows how the authority generates and uses cash and cash equivalents by classifying cash flows as operating, investing and financing activities. The amount of net cash flows arising from operating activities is a key indicator of the extent to which the operations of the authority are funded by way of taxation and grant income or from the recipients of services provided by the authority. Investing activities represent the extent to which cash outflows have been made for resources which are intended to contribute to the authority's future service delivery. Cash flows arising from financing activities are useful in predicting claims on future cash flows by providers of capital (i.e. borrowing) to the authority.

- **The Collection Fund (Page 107)**

The Collection Fund is an agent's statement that reflects the statutory obligation for billing authorities to maintain a separate Collection Fund. The statement shows the transactions of the billing authority in relation to the collection from taxpayers and distribution to local authorities and the Government of Council tax and non-domestic rates.

EXPENDITURE AND FUNDING ANALYSIS

2022/23			2023/24			
Net Expenditure Chargeable to the General Fund	Adjustments (Note 6)	Net Expenditure in the Comprehensive Income and Expenditure Statement		Net Expenditure Chargeable to the General Fund	Adjustments (Note 6)	Net Expenditure in the Comprehensive Income and Expenditure Statement
£'000	£'000	£'000		£'000	£'000	£'000
			Portfolio			
1,781	396	2,177	Corporate and Economic Development Services	2,215	(307)	1,908
3,501	1,151	4,652	Customer and Operational Services	3,727	(117)	3,610
1,179	701	1,880	Environmental Services	1,113	265	1,378
3,168	61	3,229	Finance and Resources	3,333	(214)	3,119
(537)	243	(294)	Social Wellbeing Services	(101)	(127)	(228)
2,189	633	2,822	Tourism Leisure and Culture	2,134	77	2,211
11,281	3,185	14,466	Net Cost of Services	12,421	(423)	11,998
(5,836)	(5,634)	(11,470)	Other Income and Expenditure	(11,685)	(2,849)	(14,534)
(5,395)	5,395	-	Transfer to Earmarked Reserves	(835)	835	-
50	2,946	2,996	(Surplus)/Deficit	(99)	(2,437)	(2,536)
(5,056)			Opening General Fund Balance	(5,006)		
50			(Surplus)/Deficit on General Fund	(99)		
(5,006)			Closing General Fund Balance as at 31st March	(5,105)		

COMPREHENSIVE INCOME AND EXPENDITURE STATEMENT

2022/23						2023/24		
Gross Expenditure	Gross Income	Net Expenditure				Gross Expenditure	Gross Income	Net Expenditure
£'000	£'000	£'000				£'000	£'000	£'000
			Portfolio					
3,517	(1,340)	2,177	Corporate and Economic Development Services			3,258	(1,350)	1,908
7,293	(2,641)	4,652	Customer and Operational Services			6,288	(2,678)	3,610
2,267	(387)	1,880	Environmental Services			1,725	(347)	1,378
16,766	(13,537)	3,229	Finance and Resources			16,551	(13,432)	3,119
3,591	(3,885)	(294)	Social Wellbeing Services			3,430	(3,658)	(228)
4,224	(1,402)	2,822	Tourism Leisure and Culture			3,908	(1,697)	2,211
37,658	(23,192)	14,466	Cost of Services			35,160	(23,162)	11,998
1,375	-	1,375	Other Operating Expenditure	9		1,251	(86)	1,165
714	(1,864)	(1,150)	Financing and Investment Income and Expenditure	10		716	(2,393)	(1,677)
5,008	(16,703)	(11,695)	Taxation and Non-Specific Grant Income and Expenditure	11		6,909	(20,931)	(14,022)
44,755	(41,759)			12		44,036	(46,572)	
			2,996	(Surplus)/Deficit on Provision of Services				(2,536)
			(1,198)	(Surplus)/Deficit on Revaluation of Property, Plant and Equipment. Heritage Assets	13+14			582
			(21,365)	Re-measurement of the net defined benefit liability/(asset)	41			2,118
			(22,563)	Other Comprehensive Income and Expenditure				2,700
			(19,567)	Total Comprehensive Income and Expenditure				164

MOVEMENT IN RESERVES STATEMENT

Note	General Fund Balance	Earmarked General Fund Reserves	Capital Receipts Reserve	Capital Grants Unapplied	Total Usable Reserves (Note 26)	Unusable Reserves (Note 27)	Total Authority Reserves
	£'000	£'000	£'000	£'000	£'000	£'000	£'000
Current Year							
Balance at 31st March 2023	5,006	12,824	306	3,158	21,294	49,898	71,192
Movement in Reserves during 2023/24							
Total Comprehensive Income and Expenditure	2,536	-	-	-	2,536	(2,700)	(164)
Adjustments between accounting basis and Funding under Regulations	7 (3,272)	-	(306)	(212)	(3,790)	3,790	-
Net Increase/(Decrease) before transfers to Earmarked Reserves	(736)	-	(306)	(212)	(1,254)	1,090	(164)
Transfers to/from Earmarked Reserves	8 835	(835)	-	-	-	-	-
Increase/(Decrease) in 2023/24	99	(835)	(306)	(212)	(1,254)	1,090	(164)
Balance at 31st March 2024	5,105	11,989	-	2,946	20,040	50,988	71,028

Comparative Year

Movement in Reserves during 2022/23

Balance at 31st March 2022	5,056	18,219	99	3,606	26,980	24,645	51,625
Total Comprehensive Income and Expenditure	(2,996)	-	-	-	(2,996)	22,563	19,567
Adjustments between accounting basis and Funding under Regulations	7 (2,449)	-	207	(448)	(2,690)	2,690	-
Net Increase/(Decrease) before transfers to Earmarked Reserves	(5,445)	-	207	(448)	(5,686)	25,253	19,567
Transfers to/from Earmarked Reserves	8 5,395	(5,395)	-	-	-	-	-
Increase/(Decrease) in 2022/23	(50)	(5,395)	207	(448)	(5,686)	25,253	19,567
Balance at 31st March 2023	5,006	12,824	306	3,158	21,294	49,898	71,192

BALANCE SHEET

Balance As at 31 st March 2023		Notes	Balance As at 31 st March 2024
£'000			£'000
45,520	Property, Plant and Equipment	13	44,791
4,926	Heritage Assets	14	4,926
5,325	Investment Properties	15	5,335
-	Intangible assets	16	36
-	Long Term Investments	18	2,033
-	Asset related to Defined Benefit Pension Scheme	41	1,135
55,771	Long Term Assets		58,256
18,184	Short Term Investments	17	12,300
-	Assets held for sale	19	-
74	Inventories	20	98
5,315	Short Term Debtors	21	7,873
4,865	Cash and Cash equivalents	22	5,140
28,438	Current Assets		25,411
(-)	Short Term Borrowing	17	(-)
(3,498)	Short Term Creditors	23	(5,890)
(2,808)	Receipts in Advance	23	(1,863)
(1,612)	Provisions	24	(1,903)
(57)	Provision for Accumulated Absences	27	(61)
(7,975)	Current Liabilities		(9,717)
(3,840)	Long Term Creditors	25	(1,789)
(-)	Long Term Borrowing	17	(-)
(1,202)	Liability related to Defined Benefit Pension Scheme	41	(1,133)
(5,042)	Long Term Liabilities		(2,922)
71,192	NET ASSETS		71,028
21,294	Usable Reserves	26	20,040
49,898	Unusable Reserves	27	50,988
71,192	TOTAL RESERVES		71,028

CASH FLOW STATEMENT

2022/23		Notes	2023/24
£'000			£'000
(2,996)	Net Surplus / (Deficit) on the Provision of Services		2,536
(5,336)	Adjustments for non-cash movements	28	(4,928)
(3,600)	Adjustment for movements relating to investing and financing activities	28	(7,191)
(11,932)	Net Cash Flows Generated from Operating Activities		(9,583)
4,386	Investing Activities	29	9,631
(1,413)	Financing Activities	30	227
(8,959)	Net Increase / (Decrease) in Cash and Cash Equivalents		275
13,824	Cash and Cash Equivalents at the beginning of the reporting period		4,865
4,865	Cash and Cash Equivalents at the end of the reporting period	22	5,140

EXPLANATORY NOTES TO THE CORE FINANCIAL STATEMENTS

INDEX TO EXPLANATORY NOTES TO THE ACCOUNTS

<u>Note No.</u>		<u>Page</u>
1	Accounting Policies	52-65
2	Accounting Standards that have been issued but have not yet been adopted	65
3	Critical Judgements in applying accounting policies	65-66
4	Assumptions made about the future and other major sources of estimation uncertainty	66-67
5	Events after the Reporting Period	67
6	Note to the Expenditure and Funding Analysis	67-69
7	Adjustments between accounting basis and funding basis under regulations	69-71
8	Movements in Earmarked Reserves	72-73
9	Other Operating Expenditure	74
10	Financing and Investment Income and Expenditure	74
11	Taxation and Non-Specific Grant Income and Expenditure	74
12	Expenditure and Income analysed by nature	74
13	Property, Plant and Equipment	75-77
14	Heritage Assets	77
15	Investment Properties	78
16	Intangible Assets	79
17	Financial Instruments	79-82
18	Long Term Investments	82
19	Assets Held for Sale	82
20	Inventories	82
21	Short-Term Debtors	83
22	Cash and Cash Equivalents	83
23	Short-Term Creditors	83
24	Provisions	84
25	Long-Term Creditors	84
26	Usable Reserves	84
27	Unusable Reserves	84-88
28	Cash Flow Statement – Operating Activities	88
29	Cash Flow Statement – Investing Activities	89
30	Cash Flow Statement – Financing Activities	89
31	Trading Operations	89
32	Agency Services	89
33	Members Allowances	90
34	Officers Remuneration and Termination Benefits	90-91
35	External Audit costs	91
36	Grant Income	92
37	Related Party Transactions	92-94
38	Capital Expenditure and Capital Financing	95
39	Leases	95-96
40	Impairment Losses	96
41	Defined Benefit Pension Schemes	96-101
42	Contingent Assets and Contingent Liabilities	101-102
43	Nature and Extent of Risks arising from Financial Instruments	102-104
44	Lancashire Business Rates Pool	105-106

EXPLANATORY NOTES TO THE CORE FINANCIAL STATEMENTS

INTRODUCTION

The Financial Statements have been prepared in accordance with the Code of Practice on Local Authority Accounting in the United Kingdom 2023/24 (the Code) and the accounting policies set out at Note 1. The notes that follow set out supplementary information to assist readers of the accounts.

1 ACCOUNTING POLICIES

a) General Principles

The Statement of Accounts summarises the Authority's transactions for the 2023/24 financial year and its position at the year-end of 31st March 2024. The Authority is required to prepare an annual Statement of Accounts by the Accounts and Audit Regulations 2015, which those Regulations require the accounts to be prepared in accordance with proper accounting practices. These practices primarily comprise the Code of Practice on Local Authority Accounting in the United Kingdom 2023/24 (the Code) and the Service Reporting Code of Practice 2023/24 (SeRCOP), supported by International Financial Reporting Standards (IFRS).

The accounting convention adopted in the Statement of Accounts is principally historical cost, modified by the revaluation of certain categories of non-current assets and financial instruments.

b) Accruals of Income and Expenditure

Activity is accounted for in the year that it takes place, not simply when cash payments are made or received. In particular:

- Revenue from the sale of goods is recognised when the Authority transfers the significant risks and rewards of ownership to the purchaser and it is probable that economic benefits or service potential associated with the transaction will flow to the Authority.
- Revenue from the provision of services is recognised when the Authority can measure reliably the percentage of completion of the transaction and it is probable that economic benefits or service potential associated with the transaction will flow to the Authority.
- Supplies are recorded as expenditure when they are consumed – where there is a gap between the date supplies are received and their consumption, they are carried as inventories on the Balance Sheet.
- Expenses in relation to services received (including services provided by employees) are recorded as expenditure when the services are received rather than when payments are made.
- Interest receivable on investments and payable on borrowings are accounted for respectively as income and expenditure on the basis of the effective interest rate for the relevant financial instrument rather than the cash flows fixed or determined by the contract.
- Where revenue and expenditure have been recognised but cash has not been received or paid, a debtor or creditor for the relevant amount is recorded in the Balance Sheet. Where debts may not be settled, the balance of debtors is written down and a charge made to revenue for the income that might not be collected.

c) Acquisitions and Discontinued Operations

Where, and if, appropriate, income and expenditure directly relating to acquisitions or discontinued operations is shown separately on the face of the Comprehensive Income and Expenditure Statement under the appropriate heading.

d) Cash and Cash Equivalents

Cash is represented by cash in hand and deposits with financial institutions repayable without penalty on notice of not more than 24 hours. Cash equivalents are highly liquid investments that mature in no more than three months or less from the date of acquisition and that are readily convertible to known amounts of cash with insignificant risk of change in value.

In the Cash Flow Statement, cash and cash equivalents are shown net of bank overdrafts that are repayable on demand and form an integral part of the Authority's cash management.

e) Prior Period Adjustments, Changes in Accounting Policies and Estimates and Errors

Prior period adjustments may arise as a result of a change in accounting policies or to correct a material error. Changes in accounting estimates are accounted for prospectively, i.e. in the current and future years affected by the change and do not give rise to a prior period adjustment.

Changes in accounting policies are only made when required by proper accounting practices or the change provides more reliable or relevant information about the effect of transactions, other events and conditions on the Authority's financial position or financial performance. Where a change is made, it is applied retrospectively (unless stated otherwise) by adjusting opening balances and comparative amounts for the prior period as if the new policy had always been applied.

Material errors discovered in prior period figures are corrected retrospectively by amending opening balances and comparative amounts for the prior period.

f) Charges to Revenue for Non-Current Assets

Services, support services and trading accounts are debited with the following amounts to record the cost of holding Non-Current Assets during the year:

- Depreciation attributable to the assets used by the relevant service;
- Revaluation and impairment losses on assets used by the service where there are no accumulated gains in the Revaluation Reserve against which the losses can be written off; and
- Amortisation of intangible assets attributable to the service.

The Authority is not required to raise Council tax to fund depreciation, revaluation and impairment losses or amortisation. However, it is required to make an annual contribution from revenue towards the reduction in its overall borrowing requirement (equal to either an amount calculated on a prudent basis determined by the Authority in accordance with statutory guidance). Depreciation, revaluation and impairment losses and amortisation are therefore replaced by the Minimum Revenue Provision (MRP) contribution, by way of an adjusting transaction with the Capital Adjustment Account in the Movement in Reserves Statement for the difference between the two.

g) Council Tax and Non-Domestic Rates

Billing authorities act as agents, collecting Council Tax and Non-Domestic Rates (NDR) on behalf of the major preceptors (including Government for NDR) and, as principals, collecting Council Tax and NDR for themselves. Billing authorities are required by statute to maintain a separate fund (i.e. the Collection Fund) for the collection and distribution of amounts due in respect of Council Tax and NDR. Under the legislative framework for the Collection Fund, billing authorities, major preceptors and central government share proportionately the risks and rewards that the amount of Council Tax and NDR collected could be less or more than predicted.

Accounting for Council Tax and NDR

The Council Tax and NDR income included in the Comprehensive Income and Expenditure Statement is the authority's share of accrued income for the year. However, regulations determine the amount of Council Tax and NDR that must be included in the authority's General Fund. Therefore, the difference between the income included in the Comprehensive Income and Expenditure Statement and the amount required by regulation to be credited to the General Fund is taken to the Collection Fund Adjustment Account and included as a reconciling item in the Movement in Reserves Statement.

The Balance Sheet includes the authority's share of the end of year balances in respect of Council Tax and NDR relating to arrears, impairment allowances for doubtful debts, overpayments and prepayments and appeals.

h) Employee Benefits

(i) Benefits Payable During Employment

Short-term employee benefits are those due to be settled wholly within 12 months of the year-end. They include such benefits as wages and salaries, paid annual leave and paid sick leave, bonuses and non-monetary benefits (e.g. cars) for current employees and are recognised as an expense for services in the year in which employees render service to the Authority. An accrual is made for the cost of holiday

entitlements (or any form of leave, e.g. time off in lieu) earned by employees but not taken before the year-end which employees can carry forward into the next financial year. The accrual is made at the wage and salary rates applicable in the following accounting year, being the period in which the employee takes the benefit. The accrual is charged to Surplus or Deficit on the Provision of Services, but then reversed out through the Movement in Reserves Statement so that holiday benefits are charged to revenue in which the holiday absence occurs.

(ii) Termination Benefits

Termination benefits are amounts payable as a result of a decision by the Authority to terminate an officer's employment before the normal retirement date or an officer's decision to accept voluntary redundancy in exchange for those benefits and are charged on an accruals basis to the Non Distributed Costs line in the Comprehensive Income and Expenditure Statement at the earlier of when the Authority can no longer withdraw the offer of those benefits or when the Authority recognises costs for a restructuring.

Where termination benefits involve the enhancement of pensions, statutory provisions require the General Fund balance to be charged with the amount payable by the Authority to the pension fund or pensioner in the year, not the amount calculated according to the relevant accounting standards. In the Movement in Reserves Statement, appropriations are required to and from the Pensions Reserve to remove the notional debits and credits for pension enhancement termination benefits and replace them with debits for the cash paid to the pension fund and pensioners and any such amounts payable but unpaid at year-end.

(iii) Post-employment Benefits

Employees of the Council are members of the Local Government Pension Scheme administered by Lancashire County Council. The scheme provides defined benefits to members, earned as employees worked for the Council.

The Local Government Pension Scheme

The Local Government Scheme is accounted for as a defined benefits scheme:

- The liabilities of the Lancashire County Council scheme attributable to the Authority are included in the balance sheet on an actuarial basis using the projected unit method – i.e. an assessment of the future payments that will be made in relation to retirement benefits earned to date by employees, based on assumptions about mortality rates, employee turnover rates, etc., and projections of projected earnings for current employees.
- Liabilities are discounted to their value at current prices, using a real discount rate of 4.9% (2022/23 4.8%), based on the indicative rate of return on an AA corporate bonds.
- The assets of the pension fund attributable to the Council are included in the Balance Sheet at their fair value.
 - Quoted securities – current bid price;
 - Unquoted securities – professional estimate;
 - Unitised securities – current bid price; and
 - Property – market value.
- The change in the net pensions liability is analysed into the following components:

Service cost comprising:

- Current service cost – the increase in liabilities as a result of years of service earned this year – allocated in the Comprehensive Income and Expenditure Statement to the services for which the employees worked.
- Past service cost – the increase in liabilities as a result of a scheme amendment or curtailment whose effect relates to years of service earned in earlier years – debited to the Surplus or Deficit on the Provision of Services in the Comprehensive Income and Expenditure Statement as part of Non Distributed Costs.
- Net interest on the net defined benefit liability (asset), i.e. net interest expense for the Authority – the change during the period in the net defined benefit liability (asset) that arises from the passage of time charged to the Financing and Investment Income and Expenditure line in the Comprehensive Income and Expenditure Statement – this is calculated by applying the discount rate used to measure the defined benefit obligation at the beginning of the period to the net defined benefit liability (asset) at the beginning of the period – taking into account any changes in the net defined benefit liability (asset) during the period as a result of contribution and benefit payments.

Re-measurements comprising:

- The return on plan assets – excluding amounts included in net interest on the net defined benefit liability (asset) – charged to the Pensions Reserve as Other Comprehensive Income and Expenditure.

- Actuarial gains and losses – changes in the net pensions liability that arise because events have not coincided with assumptions made at the last actuarial valuation or because the actuaries have updated their assumptions – charged to the Pensions Reserve as Other Comprehensive Income and Expenditure.

Contributions made to the Lancashire County Council Pension Fund:

- Cash paid as employer's contributions to the pension fund in settlement of liabilities; not accounted for as an expense.

In relation to retirement benefits, statutory provisions require the General Fund balance to be charged with the amount payable by the Authority to the pension fund or directly to pensioners in the year, not the amount calculated according to the relevant accounting standards. In the Movement in Reserves Statement, this means that there are transfers to and from the Pensions Reserve to remove the notional debits and credits for retirement benefits and replace them with debits for the cash paid to the pension fund and pensioners and any such amounts payable but unpaid at the year-end. The negative balance that arises on the Pensions Reserve thereby measures the beneficial impact to the General Fund of being required to account for retirement benefits on the basis of cash flows rather than as benefits earned by employees.

Discretionary Benefits

The Authority also has restricted powers to make discretionary awards of retirement benefits in the event of early retirements. Any liabilities estimated to arise as a result of an award to any member of staff are accrued in the year of the decision to make the award and accounted for using the same policies as are applied to the Local Government Pension Scheme.

i) Events after the Reporting Period

Events after the Balance Sheet date are those events, both favourable and unfavourable, that occur between the end of the reporting period and the date when the Statement of Accounts is authorised for issue. Two types of event can be identified:

- Those that provide evidence of conditions that existed at the end of the reporting period – the Statement of Accounts is adjusted to reflect such events.
- Those that are indicative of conditions that arose after the reporting period – the Statement of Accounts is not adjusted to reflect such events, but where a category of events would have a material effect, disclosure is made in the notes of the nature of the events and their estimated financial effect.

Events taking place after the date of authorisation for issue are not reflected in the Statement of Accounts.

j) Financial Instruments

A financial instrument is a contract that gives rise to a financial asset of one entity and an financial liability or equity instrument of another entity. Non-exchange transactions, such as those relating to taxes and government grants, do not give rise to financial instruments.

(i) Financial Liabilities

A financial liability is an obligation to transfer economic benefits controlled by the Council and can be represented by a contractual obligation to deliver cash or financial assets or an obligation to exchange financial assets and liabilities with another entity that is potentially unfavourable to the Council.

The majority of the Council's financial liabilities held during the year are measured at amortised cost and comprised:

- Trade payables for goods and services received.

(ii) Financial Assets

A financial asset is a right to a future economic benefits controlled by the Council that is represented by cash, equity instruments or a contractual right to receive cash or other financial assets or a right to exchange financial assets and liabilities with another entity that is potentially favourable to the Council. The financial assets held by the Council during the year are accounted for under two classifications:

- Amortised cost (where cash flows are solely payments of principal and interest and the Council's business model is to collect those cash flow) comprising:
 - cash in hand;
 - bank current and deposit accounts;
 - fixed term deposits with banks;
 - loans to other local authorities; and
 - trade receivables for goods and services provided.

- Fair value through profit and loss (all financial assets) comprising:
 - money market funds.

Financial assets held at amortised cost are shown net of a loss allowance reflecting the statistical likelihood that the borrower or debtor will be unable to meet their contractual commitments to the Council.

k) Foreign Currency Translation

Where the authority has entered into a transaction denominated in a foreign currency, the transaction is converted into sterling at the exchange rate applicable on the date the transaction was effective. Where amounts in foreign currency are outstanding at the year-end, they are reconverted at the spot exchange rate at 31 March. Resulting gains or losses are recognised in the Financing and Investment Income and Expenditure line in the Comprehensive Income and Expenditure Statement.

l) Government Grants and Contributions

Whether paid on account, by instalments or in arrears, government grants and third party contributions and donations are recognised as due to the Authority when there is reasonable assurance that:

- The Authority will comply with the conditions attached to the payments, and
- The grants or contributions will be received.

Amounts recognised as due to the Council are not credited to the Comprehensive Income and Expenditure Statement until conditions attached to the grant or contribution have been satisfied. Conditions are stipulations that specify that the future economic benefits or service potential embodied in the asset in the form of the grant or contribution are required to be consumed by the recipient as specified, or future economic benefits or service potential must be returned to the transferor.

Monies advanced as grants and contributions for which conditions have not been satisfied are carried in the Balance Sheet as creditors. When conditions are satisfied, the grant or contribution is credited to the relevant service line (attributable revenue grants and contributions) or Taxation and Non-specific Grant Income (non-ringfenced revenue grants and all capital grants) in the Comprehensive Income and Expenditure Statement.

Where capital grants are credited to the Comprehensive Income and Expenditure Statement, they are reversed out of the General Fund Balance in the Movement in Reserves Statement. Where the grant has yet to be used to finance capital expenditure, it is posted to the Capital Grants Unapplied Reserve. Where it has been applied, it is posted to the Capital Adjustment Account. Amounts in the Capital Grants Unapplied Reserve are transferred to the Capital Adjustment Account once they have been applied to fund capital expenditure.

m) Heritage Assets

Heritage assets are defined as assets which have historical, artistic or cultural qualities and that are held and maintained principally for their contribution to knowledge and culture.

The introduction of FRS 30 and subsequently FRS 102 - Heritage Assets has resulted in the requirement for this standard to be included within the Council's accounting policies from 2011/12. Prior to 2011/12 the Code did not require heritage assets to be reported separately. These will have previously been reported as part of Community Assets in the balance sheet.

There is no IFRS that deals with tangible heritage assets. Authorities are therefore required to account for tangible heritage assets in accordance with FRS 102.

Accounting for Heritage Assets in 2023/24

Heritage assets are recognised and measured (including the treatment of revaluation gains and losses) in accordance with the Authority's accounting policies on property, plant and equipment. However, some of the measurement rules are relaxed in relation to heritage assets as detailed below. The accounting policies in relation to heritage assets are presented below.

Heritage assets should normally be included in the balance sheet at their current value. Where it is not practical to obtain a valuation at a reasonable cost, heritage assets should be valued at cost.

Where the Council has information on the cost or value of a heritage asset that value has been used in compilation of the 2023/24 balance sheet. Where this information is not available and the historical cost information cannot easily be obtained the asset can be excluded from the balance sheet.

Valuations may be made by any method that is appropriate. There is no requirement for valuations to be carried out or certified by external valuers nor is there any prescribed minimum period between valuations. However where heritage assets are valued at their current value that value has to be reviewed with sufficient frequency to ensure the valuation is up to date.

Depreciation is not required on heritage assets with indefinite lives. However where there is evidence of physical deterioration to a heritage asset or doubts arise to its authenticity the value of the asset has to be reviewed.

The Authority's collections of heritage assets are as follows.

- **Art Collection**

- The art collection comprises approximately 200 paintings of a wide range of subjects most of which have been donated or bequeathed to the Council and a number of which are by local artists and depict scenes from around the local area. Prominent amongst the collection is a painting by Johann Heinrich Fuseli, R.A. entitled 'Vision of Catherine of Aragon'. This work is of significant merit and is periodically loaned to public galleries in order that it may be widely viewed.
- The valuation will be regularly reviewed with a professional revaluation of the collection being obtained at intervals of not more than 5 years. A professional valuation was obtained during 2022/23.
- The 2022/23 valuation was undertaken by Christie's (Christie, Manson & Woods Ltd. of London) and presented valuations in respect of each work for insurance purposes on a 'double-low auction estimate' basis (a sum equivalent to double the minimum that the piece would be expected to achieve at auction). This is deemed most appropriate for those instances where an owner might wish to replace any totally lost item by purchasing something comparable at auction. The insurance value here allows for the possibility of a hammer price just above a high auction estimate with the addition of the buyer's premium and VAT. Whilst this basis is the most appropriate for insurance purposes (and the collection has been insured according to those valuations) the value of the collection contained within the balance sheet is at a 'low auction estimate' i.e. at half of the value assigned to each piece by Christie's using the 'double-low auction estimate' approach. This is a more prudent approach for accounting purposes and consistent with the valuation methodology used in previous years.
- Public access to the collection is afforded by exhibition in a local gallery space and the loan of the more significant components to local, national and international galleries.
- Donations are recognised at valuation with valuations provided by the external valuers.

- **Memorials & Monuments**

- The Council owns a range of memorials and monuments situated within the borough including a number of war memorials.
- Previously the Council did not have historic cost information for all but one of these items and consequently the Authority had recognised the remaining four assets on the balance sheet at a nominal value. The single item for which a value was previously available is for a memorial sculpture which was, and still is, valued for insurance purposes in the sum of £80,000, the estimated replacement cost. During 2022/23 the Council commissioned re-instatement cost valuations in respect of the four remaining memorials by professional valuers. Therefore, the Council now has recent and relevant valuations in respect of all of the memorials and monuments

contained within the Heritage Asset classification and these reinstatement cost values have been used for the assets within the balance sheet and for insurance purposes for 2023/24.

- The Authority does not intend to extend the range of this class of assets.
- Public access is afforded by the location of the items in prominent and accessible locations within the borough.
- ***Sculptures / Ivories***
 - The Council owns a range of sculptures including a collection of Japanese ivory figurines all of which have been donated or bequeathed.
 - These valuations will be regularly reviewed with a professional revaluation of the collection being obtained at intervals of not more than 5 years. A professional valuation was obtained during 2022/23. The valuation basis is as for the art collection as detailed above.
 - Public access to the collection is afforded by exhibition in a local gallery space and loan of the more significant components to local galleries upon request.
 - Donations are recognised at valuation with valuations provided by the external valuers.
- ***Trophies & Other Items***
 - The Council owns a number of trophies of a sporting heritage and other miscellaneous items of a ceremonial nature.
 - These valuations will be regularly reviewed with a professional revaluation of the collection being obtained at intervals of not more than 5 years. A professional valuation was obtained during 2022/23. The valuation basis is as for the art collection.
 - Public access to these items is limited to the display of the items at civic events.
- ***Civic Regalia***
 - The Council owns a variety of chains, pendants and badges which together with the ceremonial mace comprise the civic regalia.
 - These valuations will be regularly reviewed with a professional revaluation of the collection being obtained at intervals of not more than 5 years. A professional valuation was obtained during 2022/23. The valuation basis is as for the art collection.
 - Public access to these items is limited to the display of the items at civic events and occasionally as components of an exhibition.

Heritage Assets – General

The carrying amounts of heritage assets are reviewed where there is evidence of impairment for heritage assets, e.g. where an item has suffered physical deterioration or breakage or where doubts arise as to its authenticity. Any impairment is recognised and measured in accordance with the Authority's general policies on impairment – see accounting policy on page 61.

n) Intangible Assets

Expenditure on non-monetary assets that do not have physical substance but are controlled by the Authority as a result of past events (e.g. software licences) is capitalised when it is expected that future economic benefits or service potential will flow from the intangible asset to the Authority.

Internally generated assets are capitalised where it is demonstrable that the project is technically feasible and is intended to be completed (with adequate resources being available) and the Authority will be able to generate future economic benefits or deliver service potential by being able to sell or use the asset. Expenditure is capitalised where it can be measured reliably as attributable to the asset and is restricted to that incurred during the development phase (research expenditure cannot be capitalised).

Expenditure on the development of websites is not capitalised if the website is solely or primarily intended to promote or advertise the Authority's goods or services.

Intangible assets are measured initially at cost. Amounts are only revalued where the fair value of the assets held by the Authority can be determined by reference to an active market. In practice, no intangible asset held by the Authority meets this criterion, and they are therefore carried at amortised cost. The

depreciable amount of an intangible asset is amortised on a straight line basis over its useful life to the relevant service line(s) in the Comprehensive Income and Expenditure Statement. An asset is tested for impairment whenever there is an indication that the asset might be impaired – any losses recognised are posted to the relevant service line(s) in the Comprehensive Income and Expenditure Statement. Any gain or loss arising on the disposal or abandonment of an intangible asset is posted to the Other Operating Expenditure line in the Comprehensive Income and Expenditure Statement.

Where expenditure on intangible assets qualifies as capital expenditure for statutory purposes, amortisation, impairment losses and disposal gains and losses are not permitted to have an impact on the General Fund Balance. The gains and losses are therefore reversed out of the General Fund Balance in the Movement in Reserves Statement and posted to the Capital Adjustment Account and (for any sale proceeds greater than £10,000) the Capital Receipts Reserve.

o) Interests in Companies and Other Entities

The Authority has no material interests in companies and other entities that have the nature of subsidiaries, associates and jointly controlled entities that require it to prepare group accounts.

p) Inventories and Long Term Contracts

Inventories are included in the Balance Sheet at the lower of cost and net realisable value. The cost of inventories is assigned using the FIFO costing formula.

Long term contracts are accounted for on the basis of charging the Surplus or Deficit on the Provision of Services with the value of works and services received under the contract during the financial year.

q) Investment Property

Investment properties are those that are used solely to earn rentals and/or for capital appreciation. The definition is not met if the property is used for the delivery of the Council's services or is held for sale.

Investment properties are measured initially at cost and subsequently at fair value, based on the amount at which the asset could be exchanged between knowledgeable parties at arm's-length. Properties are not depreciated but are revalued every three years according to market conditions at the year-end. Gains and losses on revaluation are posted to the Financing and Investment Income and Expenditure line in the Comprehensive Income and Expenditure Statement. The same treatment is applied to gains and losses on disposal.

Rentals received in relation to investment properties are credited to the Financing and Investment Income line and result in a gain for the General Fund Balance. However, revaluation and disposal gains and losses are not permitted by statutory arrangements to have an impact on the General Fund Balance. The gains and losses are therefore reversed out of the General Fund Balance in the Movement in Reserves Statement and posted to the Capital Adjustment Account and (for any sale proceeds greater than £10,000) the Capital Receipts Reserve.

r) Joint Operations

Joint operations are arrangements where the parties that have joint control of the arrangement have rights to the assets and obligations for the liabilities relating to the arrangement. The activities undertaken by the authority in conjunction with other joint operators involve the use of the assets and resources of those joint operators. In relation to its interest in a joint operation, the authority as a joint operator recognises:

- its assets, including its share of any assets held jointly;
- its liabilities, including its share of any liabilities incurred jointly;
- its revenue from the sale of its share of the output arising from the joint operation;
- its share of the revenue from the sale of the output by the joint operation; and
- its expenses, including its share of any expenses incurred jointly.

s) Leases

Leases are classified as finance leases where the terms of the lease transfer substantially all the risks and rewards incidental to ownership of the property, plant or equipment from the lessor to the lessee. All other leases are classified as operating leases.

Where a lease covers both land and buildings, the land and buildings elements are considered separately for classification.

Arrangements that do not have the legal status of a lease but convey a right to use an asset in return for payment are accounted for under this policy where fulfilment of the arrangement is dependent on the use of specific assets.

The Authority as Lessee

Finance Leases

Property, plant and equipment held under finance leases is recognised on the Balance Sheet at the commencement of the lease at its fair value measured at the lease's inception (or the present value of the minimum lease payments, if lower). The asset recognised is matched by a liability for the obligation to pay the lessor. Premiums paid on entry into a lease are applied to writing down the lease liability.

Operating Leases

Rentals paid under operating leases are treated as revenue transactions and are charged to the Comprehensive Income and Expenditure Statement as an expense of the services benefitting from use of the leased property, plant or equipment. Charges are made on a straight-line basis over the life of the lease, even if this does not match the pattern of payments.

t) Overheads and Support Services

The costs of overheads and support services are charged to service segments in accordance with the authority's arrangements for accountability and financial performance.

u) Property, Plant and Equipment

Assets that have physical substance and are held for use in the production or supply of goods or services, for rental to others, or for administrative purposes and that are expected to be used during more than one financial year are classified as Property, Plant and Equipment.

(i) **Recognition**

Expenditure on the acquisition, creation or enhancement of Property, Plant and Equipment is capitalised on an accruals basis, provided that it is probable that the future economic benefits or service potential associated with the item will flow to the Authority; that the cost of the item can be measured reliably; and that the cost exceeds the 'de minimis' threshold of £10,000. Expenditure that maintains but does not add to an asset's potential to deliver future economic benefits or service potential (i.e. repairs and maintenance) is charged as an expense when it is incurred.

(ii) **Measurement**

Non-Current Assets are valued on the basis recommended by CIPFA (Chartered Institute of Public Finance & Accountancy) and in accordance with the Statements of Asset Valuation Principles and Guidance Notes issued by the RICS (The Royal Institute of Chartered Surveyors). Non-Current Assets are classified into the groupings required by the Code of Practice on Local Authority Accounting.

All valuations have been undertaken in accordance with the Royal Institution of Chartered Surveyors (RICS) Appraisal and Valuation Standards by our in house surveyor. The values have been arrived at by having regard to market evidence and the Surveyor's knowledge and experience of the properties involved.

Definitions of each of the valuation methodologies used are:

Market Value - *"The estimated amount for which an asset should exchange on the date of valuation between a willing buyer and a willing seller in an arm's length transaction after proper*

marketing wherein the parties had each acted knowledgeably, prudently and without compulsion”.

Depreciated Replacement Cost - “The current cost of replacing an asset with its modern equivalent asset less deductions for the physical deterioration and all relevant forms of obsolescence and optimisation.”

Existing Use Value - “The estimated amount for which a property should exchange on the date of valuation between a willing buyer and a willing seller in an arm’s length transaction, after proper marketing wherein the parties had acted knowledgeably, prudently and without compulsion, assuming that the buyer is granted vacant possession of all parts of the property required by the business and disregarding potential alternative uses and any other characteristics of the property that would cause its Market Value to differ from that needed to replace the remaining service potential at least cost”.

Operational properties have been valued on the basis of Existing Use Value, unless they are Specialised, in which case they have been valued on the basis of Depreciated Replacement Cost. All Depreciated Replacement Cost valuations are subject to the prospect and viability of the continued occupation and use of the properties concerned.

Non-operational properties have been valued on the basis of Market Value. In the case of the **Community assets** they have been valued on either Existing Use Value or Market Value.

Heritage Assets

Valuation methodologies in respect of heritage assets are outlined in note m on Heritage Assets above.

Revaluations of Non-Current Assets included in the balance sheet at current value are planned at intervals of not more than five years. Investment properties are reviewed every year to consider that the value of the assets are fairly reflected in the Balance Sheet. In addition, material changes in asset values are recorded as they occur.

(iii) **Impairment**

Assets are assessed at each year-end as to whether there is any indication that an asset may be impaired. Where indications exist and any possible differences are estimated to be material the recoverable amount of the asset is estimated and, where this is less than the carrying amount of the asset, an impairment loss is recognised for the shortfall.

Where impairment losses are identified, they are accounted for by:

- Where there is a balance of revaluation gains for the asset in the Revaluation Reserve, the carrying amount of the asset is written down against that balance (up to the amount of the accumulated gains); and
- Where there is no balance in the Revaluation Reserve or an insufficient balance, the carrying amount of the asset is written down against the relevant service line(s) in the Comprehensive Income and Expenditure Statement.

Where an impairment loss is reversed subsequently, the reversal is credited to the relevant service line(s) in the Comprehensive Income and Expenditure Statement, up to the amount of the original loss, adjusted for depreciation that would have been charged if the loss had not been recognised.

(iv) **Depreciation**

Depreciation is provided for on all Property, Plant and Equipment with a finite useful life. Useful life is estimated at the time of acquisition or revaluation. An exception is made for assets without a determinable finite useful life (i.e. freehold land and certain Community Assets) and assets that are not yet available for use (i.e. assets under construction).

Depreciation is calculated on the following bases:

- dwellings and other buildings – straight-line allocation over the useful life of the property as estimated by the valuer;
- vehicles, plant, furniture and equipment – straight-line allocation over the useful life of the asset; and

- infrastructure – straight-line allocation as advised by a suitable qualified officer.

Where an item of Property, Plant and Equipment asset has major components whose cost is significant in relation to the total cost of the item, the components are depreciated separately.

Newly acquired assets are charged a full year's depreciation in the year of acquisition, although assets in the course of construction are not depreciated until they are brought into use, thereafter an equal charge to revenue is made over the useful life of all assets.

Depreciation is not required on heritage assets with indefinite lives. However where there is evidence of physical deterioration to a heritage asset or doubts arise to its authenticity the value of the asset has to be reviewed.

(v) **Componentisation**

The Code requires that each part of an item of Property, Plant and Equipment with a cost that is significant in relation to the total cost of the item is depreciated separately. The Council will use the value of an individual asset relative to the overall asset portfolio to assess whether an asset is material. Any building element below 1% of the value of the portfolio is not therefore viewed as material. In terms of significance, the CIPFA advice is that they are not looking for more than 3 to 4 components in addition to the "host" asset. The Council will therefore adopt a de minimis cost equating to 20% of the asset value.

(vi) **Disposals and Non-current Assets Held for Sale**

When it becomes probable that the carrying amount of an asset will be recovered principally through a sale transaction rather than through its continuing use, it is reclassified as an Asset Held for Sale.

Assets Held for Sale, are where the:

- Asset is immediately available for sale;
- Sale is highly probable;
- Asset is actively marketed; and
- Sale is expected to be completed within 12 months.

The asset is revalued immediately before reclassification and then carried at the lower of this amount and fair value less costs to sell. Where there is a subsequent decrease to fair value less costs to sell, the loss is posted to the Other Operating Expenditure line in the Comprehensive Income and Expenditure Statement. Gains in fair value are recognised only up to the amount of any previous losses recognised in the Surplus or Deficit on Provision of Services. Depreciation is not charged on Assets Held for Sale.

If assets no longer meet the criteria to be classified as Assets Held for Sale, they are reclassified back to non-current assets and valued at the lower of their carrying amount before they were classified as held for sale; adjusted for depreciation, amortisation or revaluations that would have been recognised had they not been classified as Held for Sale, and their recoverable amount at the date of the decision not to sell.

Assets that are to be abandoned or scrapped are not reclassified as Assets Held for Sale.

When an asset is disposed of or decommissioned, the carrying amount of the asset in the Balance Sheet (whether Property, Plant and Equipment or Assets Held for Sale) is written off to the Other Operating Expenditure line in the Comprehensive Income and Expenditure Statement as part of the gain or loss on disposal. Receipts from disposals (if any) are credited to the same line in the Comprehensive Income and Expenditure Statement also as part of the gain or loss on disposal (i.e. netted off against the carrying value of the asset at the time of disposal). Any revaluation gains accumulated for the asset in the Revaluation Reserve are transferred to the Capital Adjustment Account.

Amounts received for a disposal in excess of £10,000 are categorised as capital receipts. A proportion of receipts relating to housing disposals (75% for dwellings, 50% for land and other assets, net of statutory deductions and allowances) is payable to the Government. The balance of receipts is required to be credited to the Capital Receipts Reserve, and can then only be used for new capital investment [or set aside to reduce the Authority's underlying need to borrow (the capital financing requirement)]. Receipts are appropriated to the Reserve from the General Fund Balance in the Movement in Reserves Statement.

The written-off value of disposals is not a charge against Council tax, as the cost of non-current assets is fully provided for under separate arrangements for capital financing. Amounts are appropriated to the Capital Adjustment Account from the General Fund Balance in the Movement in Reserves Statement.

(vii) Infrastructure assets

infrastructure assets include Structural (Coastal Defence), Promenade new Pavement and Resurfacing work, which together form a single integrated network.

Recognition

Expenditure on the acquisition or replacement of components of the network is capitalised on an accrual basis, provided that it is probable that the future economic benefits associated with the item will flow to the authority and the cost of the item can be measured reliably.

Measurement

infrastructure assets are measured at depreciated historical cost
Where impairment losses are identified, they are accounted for by the carrying amount of the asset being written down to the recoverable amount.

Depreciation

Depreciation is provided on the parts of the network infrastructure assets that are subject to deterioration or depletion and by the systematic allocation of their depreciable amounts over their useful lives. Depreciation is charged on a straight-line basis.

Annual depreciation is the depreciation amount allocated each year.

Useful lives of the various parts of the network are assessed by the Chief Engineer using industry standards where applicable as follows:

Part of the Infrastructure Asset	Useful life
Structures (Coastal Defences)	50 years
Footways and cycle tracks (Promenade)	40 years

Disposals and derecognition

When a component of the network is decommissioned, the carrying amount of the component in the Balance Sheet is written off to the 'Other operating expenditure' line in the Comprehensive Income and Expenditure Statement as part of the gain or loss on disposal.

The written-off amounts are not a charge against council tax, as the cost of non-current assets is fully provided for under separate arrangements for capital financing. Amounts are transferred to the capital adjustment account from the General Fund Balance in the Movement in Reserves Statement.

v) Provisions, Contingent Liabilities and Contingent Assets

Provisions

Provisions are made where an event has taken place that gives the Authority a legal or constructive obligation that probably requires settlement by a transfer of economic benefits or service potential, and a reliable estimate can be made of the amount of the obligation.

Provisions are charged as an expense to the appropriate service line in the Comprehensive Income and Expenditure Statement in the year that the authority becomes aware of the obligation, and are measured at the best estimate at the balance sheet date of the expenditure required to settle the obligation, taking into account relevant risks and uncertainties.

When payments are eventually made, they are charged to the provision carried in the Balance Sheet. Estimated settlements are reviewed at the end of each financial year – where it becomes less than probable that a transfer of economic benefits will now be required (or a lower settlement than anticipated is made), the provision is reversed and credited back to the relevant service.

Where some or all of the payment required to settle a provision is expected to be recovered from another party (e.g. from an insurance claim), this is only recognised as income for the relevant service if it is virtually certain that reimbursement will be received if the authority settles the obligation.

Contingent Liabilities

A contingent liability arises where an event has taken place that gives the authority a possible obligation whose existence will only be confirmed by the occurrence or otherwise of uncertain future events not wholly within the control of the authority. Contingent liabilities also arise in circumstances where a provision would otherwise be made but either it is not probable that an outflow of resources will be required or the amount of the obligation cannot be measured reliably.

Contingent liabilities are not recognised in the Balance Sheet but disclosed in a note to the accounts.

Contingent Assets

A contingent asset arises where an event has taken place that gives the authority a possible asset whose existence will only be confirmed by the occurrence or otherwise of uncertain future events not wholly within the control of the authority.

Contingent assets are not recognised in the Balance Sheet but disclosed in a note to the accounts where it is probable that there will be an inflow of economic benefits or service potential.

w) Reserves

The Authority sets aside specific amounts as reserves for future policy purposes or to cover contingencies. Reserves are created by appropriating amounts out of the General Fund Balance. When expenditure to be financed from a reserve is incurred, it is charged to the appropriate service in that year to score against the Surplus or Deficit on the Provision of Services in the Comprehensive Income and Expenditure Statement. The reserve is then appropriated back into the General Fund Balance so that there is no net charge against Council tax for the expenditure.

Certain reserves are kept to manage the accounting processes for non-current assets, financial instruments, retirement and employee benefits and do not represent usable resources for the Authority – these reserves are explained in the relevant policies.

The Council operates a number of different reserves, the purpose of each is laid out in note 8 on pages 72 to 73.

x) Revenue Expenditure Funded by Capital Under Statute

Expenditure incurred during the year that may be capitalised under statutory provisions but that does not result in the creation of a non-current asset has been charged as expenditure to the relevant service in the Comprehensive Income and Expenditure Statement in the year. Where the Authority has determined to meet the cost of this expenditure from existing capital resources or by borrowing, a transfer in the Movement in Reserves Statement from the General Fund Balance to the Capital Adjustment Account then reverses out the amounts charged so that there is no impact on the level of Council tax.

y) Value Added Tax (VAT)

VAT payable is included as an expense only to that extent that it is not recoverable from His Majesty's Revenue and Customs. VAT receivable is excluded from income.

z) Fair Value Measurement

The Council measures some of its non-financial assets, such as surplus assets and investment properties, and some of its financial instruments, such as equity share holdings, at fair value at each reporting date. Fair value is the price that would be received to sell an asset or paid to transfer a liability in an orderly transaction between market participants at the measurement date. The fair value measurement assumes that the transaction to sell the asset or transfer the liability takes place either:

- In the principal market for the asset or liability, or
- In the absence of a principal market, in the most advantageous market for the asset or liability.

The Council measures the fair value of an asset or liability on the same basis that market participants would use when pricing the asset or liability (assuming those market participants were acting in their economic best interest). When measuring the fair value of a non-financial asset, the Council takes into

account a market participant's ability to generate economic benefits by using the asset in its highest and best use or by selling it to another market participant that would use the asset in its highest and best use. The Council uses appropriate valuation techniques for each circumstance, maximising the use of relevant known data and minimising the use of estimates or unknowns. This takes into account the three levels of categories for inputs to valuations for fair value assets:

- Level 1 – inputs are quoted prices in active markets for identical assets or liabilities that the entity can access at the measurement date. A quoted market price in an active market provides the most reliable evidence of fair value and is used without adjustment to measure fair value whenever available, with limited exceptions. If an entity holds a position in a single asset or liability and the asset or liability is traded in an active market, the fair value of the asset or liability is measured within Level 1 as the product of the quoted price for the individual asset or liability and the quantity held by the entity, even if the market's normal daily trading volume is not sufficient to absorb the quantity held and placing orders to sell the position in a single transaction might affect the quoted price.
- Level 2 – inputs are inputs other than quoted market prices included within Level 1 that are observable for the asset or liability, either directly or indirectly. Level 2 inputs include:
 - quoted prices for similar assets or liabilities in active markets,
 - quoted prices for identical or similar assets or liabilities in markets that are not active,
 - inputs other than quoted prices that are observable for the asset or liability, for example,
 - interest rates and yield curves observable at commonly quoted intervals,
 - implied volatilities,
 - credit spreads,
 - inputs that are derived principally from or corroborated by observable market data by correlation or other means ('market-corroborated inputs').
- Level 3 – inputs are unobservable inputs for the asset or liability. Unobservable inputs are used to measure fair value to the extent that relevant observable inputs are not available, thereby allowing for situations in which there is little, if any, market activity for the asset or liability at the measurement date. An entity develops unobservable inputs using the best information available in the circumstances, which might include the entity's own data, taking into account all information about market participant assumptions that is reasonably available.

2 ACCOUNTING STANDARDS THAT HAVE BEEN ISSUED BUT HAVE NOT YET BEEN ADOPTED

The Council is required to disclose known or reasonably estimated information relevant to assessing the possible impact on the financial statements of an accounting change that will be required by the application of a new standard that has been issued but not yet adopted in the period of application.

The most significant forthcoming standard which applies for this Council is IFRS 16 ("Leases"). IFRS 16 was issued in January 2016 and became effective for the private sector on 1st January 2019. It removes the existing classifications of operating and finance leases for lessees, requiring a lessee to recognise assets and liabilities for all leases with a term of more than 12 months (unless the underlying asset is of low value) on their Balance Sheet.

After a series of delays (including the impact of the pandemic), the CIPFA/LASAAC proposal to implement IFRS 16 in local government with effect from 1st April 2024 has been approved by the FRAB and is now to be incorporated into the 2024/25 Code. The impact on this Council is not expected to be material, although Finance officers are currently reviewing leasing activity in preparation for full disclosure and technical compliance within the 2024/25 Statement of Accounts

3 CRITICAL JUDGEMENTS IN APPLYING ACCOUNTING POLICIES

In applying the accounting policies set out in Note 1 (pages 52 to 65), the Authority has had to make certain judgements about complex transactions or those involving uncertainty about future event. The critical judgements made in the Statement of Accounts are:

- The Authority continues to face significant financial uncertainty in future years and in turn the Authority has determined that this uncertainty is not yet sufficient to provide an indication that the assets of the

Authority might be impaired as a result of a need to close facilities and reduce levels of service provision.

4 ASSUMPTIONS MADE ABOUT THE FUTURE AND OTHER MAJOR SOURCES OF ESTIMATION UNCERTAINTY

The Statement of Accounts contains estimated figures that are based on assumptions made by the Authority about the future or that are otherwise uncertain. Estimates are made taking into account historical experience, current trends and other relevant factors. However, because balances cannot be determined with certainty, actual results could be materially different from the assumptions and estimates.

There are four items in the Authority's Balance Sheet for which there is a significant risk of material adjustment in the forthcoming financial year, namely property valuations, the liability related to the defined benefit Pension Scheme, the future of the Lancashire Business Rates Pool and the provision for NNDR Appeals.

Property Valuations

Operational land and buildings are revalued at least every five years on a rolling programme, while investment properties are revalued on a three year rolling programme. A number of judgements are required to be made as part of the revaluation and impairment assessment process. This brings with it uncertainties, and assumptions have to be made and responded to accordingly. Where necessary, any resultant long-term implications would be incorporated into our financial strategy. Information relating to operational land and buildings (with a carrying value of £13.9m at 31 March 2024) is contained in Note 13, and information on investment properties (with a carrying value of £5.3m at 31 March 2024) is contained in Note 15.

In addition, the Authority recognises £95.6m of gross pension assets held within the Lancashire County Pension Fund. Within these pension assets are directly and indirectly held property assets, which represent 9.2% of the total Pension Fund's assets. Information relating to the pension scheme is contained in Note 41.

Liability relating to the defined benefit pension scheme

Estimation of the net liability to pay pensions depends on a number of complex judgements relating to the discount rate used, the rate at which salaries and pensions are projected to increase, changes in retirement ages, mortality rates and expected returns on pension fund assets. A firm of consulting actuaries is engaged to provide the Authority with expert advice about the assumptions to be applied.

The effects on the net pensions liability of changes in individual assumptions can be measured. For instance, a 0.5% per annum increase in the discount rate assumption would result in a decrease in the pension liability of £5.249m (2022/23 0.5% increase £5.541m). Also, a one year addition to the members' life expectancy would result in an increase in the pension liability of £1.819m (2022/23 £1.572m). Further information relating to the pension scheme is contained in Note 41.

Future of the Lancashire Business Rates Pool

The Council joined the Lancashire Business Rate Pool with effect from 1st April 2017 in order to benefit from a higher level of retained Business Rates. As part of the December 2018 Local Government Settlement announcement the bid by Lancashire Councils to be selected as one of the '75% Business Rate Retention Pilot' schemes for 2019/20 was confirmed as being successful. In 2020/21 the Council reverted back to the previous pooling arrangements with business rate income raised in Fylde was first split with 50% going to the government and the rest being shared between Fylde Council (40%), LCC (9%) and Lancashire Fire and Rescue Service (1%). The pool doesn't allow for any safety net or levy, this increases the reward possible from growth of business rate income, but there is also a greater risk of adverse consequences if income declines.

The government had previously announced a reform to the Business Rates system due to be implemented for all authorities in 2020/21. This was first delayed until 2021/22, following the completion of the planned 'Fair Funding' review. However, the Covid-19 situation has led to a further delay to that proposed implementation date until 2024/25 at the earliest. Currently the council's financial forecast assumes a reduced level of business rate income from 2025/26 onwards at a level that is closer to the current baseline level. This will be reviewed as part of the next forecast update and future estimates of business rate income may be amended.

Provision for NNDR Appeals

With regards NNDR Appeals, as a consequence of the revised arrangements in respect of business rates, which came into effect from 2013/14, local authorities became liable for a share of the cost of the settlement of appeals in respect of the valuation of properties by Valuation Office Agency (VOA), that being the body which determines business rates liability. For 2023/24 the total value of the Provision for Appeals has been increased to £4.759m from £4.031m in 2022/23 with Fylde Council's share of this being £1.904m (2022/23 £1.612m). It is anticipated that this revised level of provision is sufficient to meet the full cost of the outstanding appeals currently lodged and any future appeals under the new check challenge and appeal system. If the cost of appeals from 2023/24 onwards is less than the amounts set-aside in the provision for this purpose it may be possible to release further sums from the Provision for Appeals and consequently the Council's business rates income in that year would increase accordingly. This judgement is based upon information held on outstanding appeals and after having taken specialist advice.

5 EVENTS AFTER THE REPORTING PERIOD

The Statement of Accounts was authorised for issue by the Chief Financial Officer on 31st May 2024. Events taking place after this date are not reflected in the financial statements or notes. Where events taking place before this date provided information about conditions existing at 31st March 2024, the figures in the financial statements and notes have been adjusted in all material respects to reflect the impact of this information. There are no post balance sheet events.

6 NOTE TO THE EXPENDITURE AND FUNDING ANALYSIS

Adjustments between Funding and Accounting Basis 2023/24:

Adjustments from General Fund to arrive at the Comprehensive Income and Expenditure Statement amounts	Adjustments for Capital Purposes	Net Change for the Pensions Adjustments	Other Differences	Total Adjustments
	(Note 6a) £'000	(Note 6b) £'000	(Note 6c) £'000	£'000
<u>Programme Committees</u>				
Corporate and Economic Development	80	(387)	-	(307)
Customer and Operational Services	597	(716)	2	(117)
Environmental	491	(226)	-	265
Finance and Resources	-	(214)	-	(214)
Social Wellbeing	124	(252)	1	(127)
Tourism Leisure and Culture	407	(331)	1	77
Net Cost of Services	1,699	(2,126)	4	(423)
Other Income and Expenditure from the Expenditure and Funding Analysis	(1,680)	(61)	(1,108)	(2,849)
Difference between General Fund surplus/deficit and Comprehensive Income and Expenditure Statement Surplus/Deficit on the Provision of Services (Note 7)	19	(2,187)	(1,104)	(3,272)

Comparatives for 2022/23:

Adjustments from General Fund to arrive at the Comprehensive Income and Expenditure Statement amounts	Adjustments for Capital Purposes	Net Change for the Pensions Adjustments	Other Differences	Total Adjustments
	(Note 6a) £'000	(Note 6b) £'000	(Note 6c) £'000	£'000
<u>Programme Committees</u>				
Corporate and Economic Development	92	303	1	396
Customer and Operational Services	623	527	1	1,151
Environmental	504	196	1	701
Finance and Resources	1	60	-	61
Social Wellbeing	67	174	2	243
Tourism Leisure and Culture	390	243	-	633
Net Cost of Services	1,677	1,503	5	3,185
Other Income and Expenditure from the Expenditure and Funding Analysis	(2,815)	584	(3,403)	(5,634)
Difference between General Fund surplus/deficit and Comprehensive Income and Expenditure Statement Surplus/Deficit on the Provision of Services (Note 7)	(1,138)	2,087	(3,398)	(2,449)

6a) Adjustments for Capital Purposes

Adjustments for capital purposes – this column adds in depreciation and impairment and revaluation gains and losses in the services line, and for:

- *Other operating expenditure* – adjusts for capital disposals with a transfer of income on disposal of assets and the amounts written off for those assets.
- *Financing and investment income and expenditure* – the statutory charges for capital financing i.e. Minimum Revenue Provision (MRP) and other revenue contributions are deducted from other income and expenditure as these are not chargeable under generally accepted accounting practices.
- *Taxation and non-specific grant income and expenditure* – capital grants are adjusted for income not chargeable under generally accepted accounting practices. Revenue grants are adjusted from those receivable in the year to those receivable without conditions or for which conditions were satisfied throughout the year. The Taxation and Non-specific Grant Income and Expenditure line is credited with capital grants receivable in the year without conditions or for which conditions were satisfied in the year.

6b) Net Change for the Pensions Adjustments

Net change for the removal of pension contributions and the addition of IAS 19 *Employee Benefits* pension related expenditure and income:

- For *services* this represents the removal of the employer pension contributions made by the authority as allowed by statute and the replacement with current service costs and past service costs.

For *Financing and investment income and expenditure* – the net interest on the defined benefit liability is charged to the CIES.

6c) Other Differences

Other differences between amounts debited/credited to the Comprehensive Income and Expenditure Statement and amounts payable/receivable to be recognised under statute:

- For *Financing and investment income and expenditure* the other differences column recognises adjustments to the General Fund for the timing differences for premiums and discounts.
- The charge under *Taxation and non-specific grant income and expenditure* represents the difference between what is chargeable under statutory regulations for Council tax and NDR that was projected to be received at the start of the year and the income recognised under generally accepted accounting practices in the Code. This is a timing difference as any difference will be brought forward in future surpluses or deficits on the Collection Fund.

7 ADJUSTMENTS BETWEEN ACCOUNTING BASIS AND FUNDING BASIS UNDER REGULATIONS

This note details the adjustments that are made to the total Comprehensive Income and Expenditure Statement recognised by the Authority in the year in accordance with proper accounting practice to the resources that are specified by statutory provisions as being available to the Authority to meet future capital and revenue expenditure.

The following sets out a description of the reserves that the adjustments are made against:

General Fund Balance

The General Fund is the statutory fund into which all the receipts of an Authority are required to be paid and out of which all liabilities of the Authority are to be met, except to the extent that statutory rules might provide otherwise. These rules can also specify the financial year in which liabilities and payments should impact on the General Fund Balance, which is not necessarily in accordance with proper accounting practice. The General Fund Balance therefore summarises the resources that the Council is statutorily empowered to spend on its services or on capital investment (or the deficit of resources that the Council is required to recover) at the end of the financial year.

Capital Receipts Reserve

The Capital Receipts Reserve holds the proceeds from the disposal of land or other assets, which are restricted by statute from being used other than to fund new capital expenditure or to be set aside to finance historical capital expenditure. The balance on the reserve shows the resources that have yet to be applied for these purposes at the year-end.

Capital Grants Unapplied

The Capital Grants Unapplied Reserve holds the grants and contributions received towards capital projects for which the Council has met the conditions that would otherwise require repayment of the monies but which have yet to be applied to meet expenditure. The balance is restricted by grant terms as to the capital expenditure against which it can be applied and/or the financial year in which this can take place.

2023/24	Usable Reserves			
	General Fund Balance	Capital Receipts Reserve	Capital Grants Unapplied	Movement in Unusable Reserve
	£'000	£'000	£'000	£'000
Adjustments primarily involving the Capital Adjustment Account:				
1. Reversal of items debited or credited to the Comprehensive Income and Expenditure Statement:				
• Charges for depreciation and impairment of non-current assets.	1,700	-	-	(1,700)
• Movement in market value of Investment Properties.	11	-	-	(11)
• Amortisation of Intangible Assets.	-	-	-	-
• Capital grants and contributions applied.	(744)	-	-	744
• Movement in Donated Assets Account.	-	-	-	-
• Revenue expenditure funded from capital under statute.	6,910	-	-	(6,910)
• Amounts of non-current assets written off on disposal or sale as part of the gain/loss on disposal to the Comprehensive Income and Expenditure Statement.	-	-	-	-
2. Insertion of items not debited or credited to the Comprehensive Income and Expenditure Statement:				
• Statutory provision for the financing of capital investment.	(639)	-	-	639
• Capital expenditure charged against the General Fund (Direct Revenue Contributions)	(773)	-	-	773
Adjustments primarily involving the Capital Grants Unapplied Account:				
Capital grants and contributions unapplied credited to the Comprehensive Income and Expenditure Statement.	(6,360)	-	6,360	-
Applications of grants and capital financing transferred to the Capital Adjustment Account.	-	-	(6,572)	6,572
Adjustments primarily involving the Capital Receipts Reserve:				
Transfer of cash sale proceeds credited as part of the gain/loss on disposal to the Comprehensive Income and Expenditure Statement.	(86)	86	-	-
Use of Capital Receipts Reserve to finance capital expenditure.	-	(392)	-	392
Adjustments primarily involving the Pension Reserve:				
Reversal of items relating to retirement benefits debited or credited to the Comprehensive Income and Expenditure Statement.	1,326	-	-	(1,326)
Employer's pension's contributions and direct payments to the pensioner's payable in the year.	(3,513)	-	-	3,513
Adjustments primarily involving the Collection Fund Adjustment Account:				
Amounts by which Council tax income and non-domestic rates income credited to the Comprehensive Income and Expenditure Statement is different from Council tax income calculated for the year in accordance with statutory requirements.	(1,108)	-	-	1,108
Adjustments primarily involving the Accumulated Absences Account:				
Amount by which officer remuneration charged to the Comprehensive Income and Expenditure Statement on an accrual basis is different from remuneration chargeable in the year in accordance with statutory requirements.	4	-	-	(4)
Total Adjustments.	(3,272)	(306)	(212)	3,790

Comparatives for 2022/23	Usable Reserves			
	General Fund Balance	Capital Receipts Reserve	Capital Grants Unapplied	Movement in Unusable Reserve
	£'000	£'000	£'000	£'000
Adjustments primarily involving the Capital Adjustment Account:				
1. Reversal of items debited or credited to the Comprehensive Income and Expenditure Statement:				
• Charges for depreciation and impairment of non-current assets.	1,677	-	-	(1,677)
• Movement in market value of Investment Properties.	(656)	-	-	656
• Amortisation of Intangible Assets.	-	-	-	-
• Capital grants and contributions applied.	(670)	-	-	670
• Movement in Donated Assets Account.	-	-	-	-
• Revenue expenditure funded from capital under statute.	4,827	-	-	(4,827)
• Amounts of non-current assets written off on disposal or sale as part of the gain/loss on disposal to the Comprehensive Income and Expenditure Statement.	615	-	-	(615)
2. Insertion of items not debited or credited to the Comprehensive Income and Expenditure Statement:				
• Statutory provision for the financing of capital investment.	(745)	-	-	745
• Capital expenditure charged against the General Fund (Direct Revenue Contributions)	(3,256)	-	-	3,256
Adjustments primarily involving the Capital Grants Unapplied Account:				
Capital grants and contributions unapplied credited to the Comprehensive Income and Expenditure Statement.	(2,498)	-	2,498	-
Applications of grants and capital financing transferred to the Capital Adjustment Account.	-	-	(2,946)	2,946
Adjustments primarily involving the Capital Receipts Reserve:				
Transfer of cash sale proceeds credited as part of the gain/loss on disposal to the Comprehensive Income and Expenditure Statement.	(432)	432	-	-
Use of Capital Receipts Reserve to finance capital expenditure.	-	(225)	-	225
Adjustments primarily involving the Pension Reserve:				
Reversal of items relating to retirement benefits debited or credited to the Comprehensive Income and Expenditure Statement.	3,352	-	-	(3,352)
Employer's pension's contributions and direct payments to the pensioner's payable in the year.	(1,265)	-	-	1,265
Adjustments primarily involving the Collection Fund Adjustment Account:				
Amounts by which Council tax income and non-domestic rates income credited to the Comprehensive Income and Expenditure Statement is different from Council tax income calculated for the year in accordance with statutory requirements.	(3,403)	-	-	3,403
Adjustments primarily involving the Accumulated Absences Account:				
Amount by which officer remuneration charged to the Comprehensive Income and Expenditure Statement on an accrual basis is different from remuneration chargeable in the year in accordance with statutory requirements.	5	-	-	(5)
Total Adjustments.	(2,449)	207	(448)	2,690

8 MOVEMENTS IN EARMARKED RESERVES

This note sets out the amounts set aside from the General Fund in earmarked reserves to provide financing for future expenditure plans and the amounts posted back from earmarked reserves to meet General Fund expenditure in 2023/24.

Name of Reserve	Balance at 31 st March 2022	Transfer In 2022/23	Transfer Out 2022/23	Balance at 31 st March 2023	Transfer In 2023/24	Transfer Out 2023/24	Balance at 31 st March 2024
	£'000	£'000	£'000	£'000	£'000	£'000	£'000
IT Reserve	40	-	-	40	-	-	40
Performance Reward Grant Reserve	1	-	-	1	-	-	1
MMI Insurance Reserve	80	-	-	80	-	(80)	-
Capital Investment Reserve	6,095	612	(1,249)	5,458	943	(751)	5,650
Community Right to Bid/Challenge Reserve	46	-	-	46	-	-	46
Funding Volatility Reserve	4,718	-	(7)	4,711	-	(192)	4,519
M55 Link Road Reserve	2,000	-	(2,000)	-	-	-	-
EU Exit Funding Reserve	53	-	-	53	-	(53)	-
Collection Fund Deficit Reserve	4,741	325	(3,408)	1,658	804	(1,445)	1,017
Covid-19 Unringfenced Grant Reserve	256	-	(115)	141	-	(100)	41
Contain Outbreak Management fund (COMF) Reserve	189	-	(189)	-	-	-	-
Homes for Ukraine Reserve	-	425	-	425	41	-	466
UK Shared Prosperity Fund Reserve	-	174	-	174	-	(96)	78
Biodiversity Net Gain Reserve	-	37	-	37	27	-	64
Asylum Seeker Dispersal Reserve	-	-	-	-	67	-	67
Total Earmarked Reserves	18,219	1,573	(6,968)	12,824	1,882	(2,717)	11,989

Purpose of Earmarked Reserves

Reserves are those sums set aside for purposes falling outside the definition of provisions. Reserves include earmarked reserves set aside for specific policy purposes and balances which represent resources set aside for purposes such as general contingencies and cash flow management.

The Council operates a number of different earmarked reserves, the purpose of each is summarised below:-

- **IT Reserve (formerly Replacement Systems Reserve)** – This is a voluntary set-aside established for the funding of new IT initiatives and the development of IT systems.

- **Performance Reward Grant Reserve** – Created in 2009/10, this is a voluntary set-aside of performance reward grant (PRG). Although Fylde Council is the Accountable Body for the Fylde PRG, the Fylde Local Strategic Partnership are the appointed decision making body in relation to the allocation of the PRG.
- **MMI Insurance Reserve** – Created in 2011/12, this is a voluntary set-aside to cover the Council's maximum exposure in relation to the potential clawback of previously paid claims under the scheme of arrangement with the Council's previous Insurer, Municipal Mutual Insurance.
- **Capital Investment Reserve** – Created in 2012/13, this is a voluntary set-aside of funds to help finance future capital expenditure.
- **Community Right to Bid/Challenge Reserve** – Created in 2012/13, this is a voluntary set-aside of funds to finance expenditure linked to the award of Community Right to Bid and Community Right to Challenge grant received by the Council during 2012/13, 2013/14 and 2014/15.
- **Funding Volatility Reserve** – Created in 2013/14 from additional Business Rates received under the Business Rate Retention Scheme, this is a voluntary set-aside established to provide a degree of protection to the Council's finances against future volatility in central government funding allocations and to fund investment in activity to stimulate Economic Development in the Borough.
- **M55 Link Road Reserve** – Created in 2016/17, this is a voluntary set-aside of funds to finance a contribution towards the construction of a link road between the M55 and St Annes together with a number of public and private sector partners.
- **EU Exit Funding Reserve** – Created in 2018/19, this is a voluntary set-aside of government grant received to be used to enhance capacity and capability in making preparations for exiting the European Union.
- **Collection Fund Deficit Reserve** - Created in 2013/14, this is a voluntary set-aside of funds to meet the Council's share of any collection fund deficit in respect of Business Rates.
- **Covid-19 Unringfenced Grant Reserve** - Created in 2021/22, this is a voluntary set aside of unspent Covid-19 Unringfenced grant. These sums have subsequently been transferred out of the reserve each year to be available to spend as part of the MTFs Outturn Report considered by Members each year.
- **Contain Outbreak Management fund (COMF) Reserve** - Created in 2021/22, this is a voluntary set aside of unspent Contain Outbreak Management Fund grant. This sum was subsequently transferred out of the reserve to be available to spend in 2022/23 as part of the MTFs Outturn Report considered by Finance and Democracy Committee in June 2022.
- **Homes for Ukraine Reserve** – Created in 2022/23, this is a set aside of unspent Government grant, relating to the scheme which provides funding to residents who have sponsored a Ukrainian national or family to come to live in the UK with them, to allow the funds to be spent in subsequent years.
- **UK Shared Prosperity Fund Reserve** – Created in 2022/23, this is a set aside of unspent Government grant, relating to the new investment programme which replaced the previous EU structural funding programme, to allow the funds to be spent in subsequent years.
- **Biodiversity Net Gain Reserve** – Created 2022/23, this new reserve relates to the unspent element of the Government grant provided to assist local authorities with the preparation for the introduction of Biodiversity Net Gain (BNG) legislation in November 2023.
- **Asylum Seeker Dispersal Reserve** – Created in 2023/24, this is set aside unspent grant from the Home Office, intending to address concerns raised by Local Authorities in relation to pressure on local services associated with supporting Asylum Seekers with settled status leaving National Asylum Support Service accommodation.

9 OTHER OPERATING EXPENDITURE

	2022/23	2023/24
	£'000	£'000
Town and Parish Council Precepts	1,148	1,204
IAS19 Administration Expenses	44	47
Losses/(Gains) on the disposal of non-current assets	183	(86)
Total	1,375	1,165

10 FINANCING AND INVESTMENT INCOME AND EXPENDITURE

	2022/23	2023/24
	£'000	£'000
Interest payable and similar charges	-	-
Net interest on the net defined benefit liability / (asset)	540	(108)
Interest Receivable and similar Income	(643)	(1,268)
Income and expenditure in relation to investment properties and changes in their fair values (see note 15)	(1,047)	(301)
Total	(1,150)	(1,677)

11 TAXATION AND NON-SPECIFIC GRANT INCOME AND EXPENDITURE

	2022/23	2023/24
	£'000	£'000
Council Tax Income	(8,076)	(8,215)
Non-Domestic Rates income and expenditure	(1,320)	(860)
Non-Ringfenced Government Grants (see Note 36)	(3,959)	(4,753)
Covid-19 Non-Ringfenced Support Grant	-	-
Capital Grants and Contributions (Net of REFCUS Expenditure)	1,660	(194)
Total	(11,695)	(14,022)

12 EXPENDITURE AND INCOME ANALYSED BY NATURE

The authority's expenditure and income is analysed as follows:

	2022/23	2023/24
	£'000	£'000
<u>Expenditure/Income</u>		
Expenditure:		
Employee benefits expenses	13,003	9,159
Other services expenses	23,736	24,320
Support service recharges	10,913	8,480
Depreciation, amortisation, impairment	6,504	8,609
Interest payments	-	-
Precepts and levies	1,148	1,204
Loss/(Gain) on the disposal of assets	183	(86)
TOTAL EXPENDITURE	55,487	51,686
Income:		
Fees, charges and other service income	(11,288)	(9,994)
Support service recharges	(10,913)	(8,480)
Interest and investment income	(643)	(1,268)
Income from Council Tax, Non-Domestic Rates etc.	(11,958)	(12,293)
Grants and contributions	(17,689)	(22,187)
TOTAL INCOME	(52,491)	(54,222)
(SURPLUS)/DEFICIT ON THE PROVISION OF SERVICES	2,996	(2,536)

13 PROPERTY, PLANT AND EQUIPMENT
Movements on Balances

2023/24	Other Land and Buildings	Vehicles, Plant & Equipment	Community	Infra-Structure	Assets under Construction	Total
	£'000	£'000	£'000	£'000	£'000	£'000
Cost or Valuation						
at 1 st April 2023	15,837	8,795	6,528	22,302	1,440	54,902
Additions	60	624	87	119	604	1,494
Revaluations to the Revaluation Reserve	(582)	-	-	-	-	(582)
Derecognition - disposals	-	(242)	-	-	-	(242)
Impairment (losses) / reversals	(70)	-	-	-	-	(70)
Other movements in cost or valuation	-	-	-	-	-	-
At 31st March 2024	15,245	9,177	6,615	22,421	2,044	55,502
Accumulated Depreciation						
at 1 st April 2023	(1,027)	(6,993)	-	(1,362)	-	(9,382)
Depreciation Charge	(305)	(809)	-	(457)	-	(1,571)
Derecognition - disposals	-	242	-	-	-	242
Revaluation Depreciation	-	-	-	-	-	-
Other movements in cost or valuation	-	-	-	-	-	-
At 31st March 2024	(1,332)	(7,560)	-	(1,819)	-	(10,711)
Net Book Value of Assets						
At 31 st March 2024	13,913	1,617	6,615	20,602	2,044	44,791
At 31 st March 2023	14,810	1,802	6,528	20,940	1,440	45,520
Comparatives for 2022/23						
	£'000	£'000	£'000	£'000	£'000	£'000
Cost or Valuation						
at 1 st April 2022	15,607	8,615	6,368	22,302	565	53,457
Additions	173	408	160	-	875	1,616
Revaluations to the Revaluation Reserve	58	-	-	-	-	58
Derecognition - disposals	-	(228)	-	-	-	(228)
Impairment (losses) / reversals	-	-	-	-	-	-
Other movements in cost or valuation	(1)	-	-	-	-	(1)
At 31st March 2023	15,837	8,795	6,528	22,302	1,440	54,902
Accumulated Depreciation						
at 1 st April 2022	(728)	(6,353)	-	(907)	-	(7,988)
Depreciation Charge	(299)	(868)	-	(455)	-	(1,622)
Derecognition - disposals	-	228	-	-	-	228
Revaluation Depreciation	-	-	-	-	-	-
Other movements in cost or valuation	-	-	-	-	-	-
At 31st March 2023	(1,027)	(6,993)	-	(1,362)	-	(9,382)
Net Book Value of Assets						
At 31 st March 2023	14,810	1,802	6,528	20,940	1,440	45,520
At 31 st March 2022	14,879	2,262	6,368	21,395	565	45,469

Depreciation Methodologies

Depreciation is charged on a straight line basis on all fixed and intangible assets with a finite useful life. Newly acquired assets are depreciated fully in the year of acquisition in line with the Code. Asset lives range between 10-60 years for operational buildings and 3-20 years for vehicles, plant and equipment.

Depreciation is not required on heritage assets with indefinite lives. However where there is evidence of physical deterioration to a heritage asset or doubts arise to its authenticity the value of the asset has to be reviewed.

There has been no change during the period in either the estimate of useful lives or the estimate of any residual values.

Assets Under Construction

This relates to property purchases in Kirkham, which is part of the current Kirkham Futures Capital Schemes and St Annes Sea Wall.

Capital Commitments

Capital projects often take several years to complete. This means that the Authority is often committed to capital expenditure in later years arising from programmed works at the balance sheet date whereby all or part of the capital work has yet to be undertaken. The estimated value of capital expenditure committed at 31st March 2024 to be paid from 2024/25 onwards is £1.846m and relates to numerous schemes within the approved Capital Programme

Revaluations

The Authority carries out a rolling programme that ensures that all Property, Plant and Equipment required to be measured at fair value is revalued at least every five years. The assets were valued by external valuation experts Jacobs Ltd and were subsequently reviewed by the Council's Estates and Asset Manager. Valuations of land and buildings were carried out in accordance with the methodologies and bases for estimation set out in the professional standards of the Royal Institution of Chartered Surveyors.

Valuations of vehicles, plant, furniture and equipment are based on depreciated historic cost. For assets valued at Depreciated Replacement Cost a review of the build costs is also completed to ensure there is no material change in value. For specialised operational assets the current value in existing use is interpreted as the present value of the asset's remaining service potential, which can be assumed to be at least equal to the cost of replacing that service potential.

The following statement shows the progress of the Authority's rolling programme for the revaluation of Property, Plant and Equipment including additions and disposals.

Valuation methodologies in respect of heritage assets are outlined in note m of the Accounting Policies section of these accounts.

	Other Land and Buildings	Vehicles, Plant & Equipment	Community	Infra-Structure	Assets under Construction	Total
	£'000	£'000	£'000	£'000	£'000	£'000
Carried at Historical Cost	-	1,617	6,615	20,602	2,044	30,878
Valued at fair value as at:						
31 st March 2024	4,920	-	-	-	-	4,920
31 st March 2023	66	-	-	-	-	66
31 st March 2022	1,421	-	-	-	-	1,421
31 st March 2021	2,692	-	-	-	-	2,692
31 st March 2020	4,814	-	-	-	-	4,814
Total Cost or Valuation	13,913	1,617	6,615	20,602	2,044	44,791

14 HERITAGE ASSETS

Reconciliation of the Carrying Value of Heritage Assets held by the Authority:

	Art Collection	Memorials & Monuments	Sculptures / Ivories	Trophies & Other Items	Civic Regalia	Total
	£'000	£'000	£'000	£'000	£'000	£'000
Cost or Valuation						
at 1 st April 2022	3,072	80	188	73	375	3,788
Additions	-	-	-	-	-	-
Other movements	(4)	-	-	4	-	-
Revaluations	151	1,008	(21)	-	-	1,138
Impairment losses / (reversals) recognised in the (Surplus)/Deficit on the Provision of Services	-	-	-	-	-	-
Net Book Value of Assets at 31st March 2023	3,219	1,088	167	77	375	4,926
Cost or Valuation						
at 1 st April 2023	3,219	1,088	167	77	375	4,926
Additions	-	-	-	-	-	-
Other movements	-	-	-	-	-	-
Revaluations	-	-	-	-	-	-
Impairment losses / (reversals) recognised in the (Surplus)/Deficit on the Provision of Services	-	-	-	-	-	-
Net Book Value of Assets at 31st March 2024	3,219	1,088	167	77	375	4,926

Information on the Council's collection of heritage assets and the accounting policies adopted in respect of heritage assets is shown in note m of the Accounting Policies section of the Statement of Accounts.

15 INVESTMENT PROPERTIES

The following items of income and expense have been accounted for in the Financing and Investment Income and Expenditure line in the Comprehensive Income and Expenditure Statement:

	2022/23	2023/24
	£'000	£'000
Rental Income from Investment Property	(565)	(381)
Direct operating expenses arising from investment	174	68
	(391)	(313)
Changes in Fair Value of Investment Properties	(656)	11
Net (Gain) / Loss	(1,047)	(302)

There are no restrictions on the Authority's ability to realise the value inherent in its investment property or on the Authority's right to the remittance of income and the proceeds of disposal. The Authority has no contractual obligations to purchase, construct or develop investment property or repairs, maintenance or enhancement.

The following table summarises the movement in the fair value of investment properties over the year.

	2022/23	2023/24
	£'000	£'000
Balance at start of year	4,133	5,325
Additions	533	21
Net gains /(losses) from fair value adjustments	656	(11)
Reclassification of Assets	3	-
Balance at end of year	5,325	5,335

Fair Value Hierarchy

All the Council's investment property portfolio has been assessed as Level 3 for valuation purposes (see pages 64-65 for explanation of fair value levels).

Transfers between Levels of the Fair Value Hierarchy

There were no transfers between Levels 1 and 2 during the year.

Valuation Techniques used to determine Level 3 Fair Values for Investment Properties

Level 3 inputs are unobservable inputs for the asset or liability. Unobservable inputs are used to measure fair value to the extent that relevant observable inputs are not available, thereby allowing for situations in which there is little, if any, market activity for the asset or liability at the measurement date. An entity develops unobservable inputs using the best information available in the circumstances, which includes the entity's own data, taking into account all information about market participant assumptions that is reasonably available. The approach has been developed using the authority's own data requiring it to factor in assumptions such as the duration and timing of cash inflows and outflows, rent growth, occupancy levels, bad debt levels, maintenance costs etc.

Changes in the Valuation Technique

There has been no change in the valuation techniques used during the year for investment properties.

Highest and Best Use of Investment Properties

In estimating the fair value of the Authority's investment properties, the highest and best use of the properties is deemed to be their current use.

Valuer

The investment property portfolio has been valued at 31st March 2024 in accordance with the methodologies and bases for estimation set out in the professional standards of the Royal Institution for Chartered Surveyors. The assets were valued by external valuation experts Jacobs Ltd and were

subsequently reviewed by the Council's Estates and Asset Manager who is a registered valuer and has appropriate experience and expertise in this type of valuation work.

16 INTANGIBLE ASSETS

Intangible assets comprise the software licences for the main Authority systems, and other new e-government systems. The policy adopted is to depreciate over a 3 to 5 year useful life.

	2022/23	2023/24
	£'000	£'000
Balance at start of year		
• Gross carrying amounts	505	505
• Accumulated amortisation	(505)	(505)
Net carrying amount at 1st April	-	-
Additions		
• Gross carrying amount	-	45
• Accumulated Amortisation	-	(9)
Net carrying amount at 31st March	-	36
Comprising:		
• Gross carrying amounts	505	550
• Accumulated amortisation	(505)	(514)
	-	36

17 FINANCIAL INSTRUMENTS

(a) Financial Instrument - Balances

The following categories of financial instrument are carried in the Balance Sheet:

	Long Term		Current	
	31/03/23	31/03/24	31/03/23	31/03/24
	£'000	£'000	£'000	£'000
<u>Financial Assets</u>				
Investments				
At amortised cost				
Loans and Receivables - Principal	-	2,000	18,000	12,000
Loans and Receivables – Accrued Interest	-	33	184	300
Total Investments	-	2,033	18,184	12,300
Cash and Cash Equivalents				
At amortised cost				
Loans and Receivables – Cash (Including bank accounts)	-	-	4,862	5,104
Accrued Interest	-	-	3	36
Total Cash and Cash Equivalents	-	-	4,865	5,140
Debtors				
At amortised cost	-	-	621	992
Total included in Debtors	-	-	621	992
Debtors that are not financial instruments	-	-	4,694	5,746
Total included in Debtors	-	-	5,315	6,738

	Long Term		Current	
	31/03/23	31/03/24	31/03/23	31/03/24
	£'000	£'000		£'000
<u>Financial Liabilities</u>				
Borrowing				
Financial Liabilities at amortised cost - Loans (Principal sum borrowed)	-	-	-	-
Financial Liabilities at amortised cost - Loans (Accrued Interest)	-	-	-	-
Total Borrowing	-	-	-	-
Creditors				
Financial liabilities at amortised cost	(3,840)	(1,789)	(1,575)	(2,885)
Total included in Creditors	(3,840)	(1,789)	(1,575)	(2,885)
Creditors that are not financial instruments	-	-	(4,731)	(4,868)
Total Creditors	(3,840)	(1,789)	(6,306)	(7,753)

(b). Financial Instrument – Fair Values

Financial Instruments, except those classified at amortised cost, are carried in the Balance Sheet at fair value. For most assets, including shares in money market funds and other pooled funds, the fair value is taken from the market price. The fair values of other instruments have been estimated by calculating the present value of the remaining contractual cash flows at 31st March 2024.

Financial instruments classified at amortised cost are carried in the Balance Sheet at fair value. Their values have been estimated by calculating the net present value of the remaining contractual cash flows at the 31st March 2024 using the following methods and assumptions.

- Loans borrowed by the Council have been valued by discounting the contractual cash flows over the whole life of the instrument at the appropriate market rate for local authority loans.
- The fair value of investments have been discounted at the market rate for the similar instruments with similar remaining terms to maturity on the 31 March 2024.
- No early repayment or impairment is recognised for any financial instrument.
- The fair value of short-term instruments, including creditors and debtors, is assumed to approximate to the carrying amount given the low and stable interest rate environment.

Fair values are shown in the table below, split by their level in the fair value hierarchy:

- Level 1 – fair value is only derived from quoted prices in active markets for identical assets or liabilities
- Level 2 – fair value is calculated from inputs other than quoted prices that are observable for the assets or liability, e.g. interest rates or yields for similar instruments
- Level 3 – fair value is determined using unobservable inputs e.g. non-market data such as cash flow forecasts or estimated creditworthiness

	Fair Value Level	31/03/23		31/03/24	
		Carrying amount	Fair value	Carrying amount	Fair value
		£'000	£'000	£'000	£'000
Financial Assets held at fair value:					
Long-Term Investments - Loans to Local Authorities	2	-	-	2,033	2,033
Financial Assets held at amortised cost:					
Cash & Cash Equivalents	2	4,865	4,865	5,140	5,140
Short-Term Investments - Loans to Local Authorities	2	18,184	18,184	12,300	12,300
Long-Term Debtors		-	-	-	-
Short-Term Debtors		621	621	992	992
Total Financial Assets		23,670	23,670	20,465	20,465
Financial Liabilities held at amortised cost:					
Long-term PWLB Loans	2	-	-	-	-
Short-term Creditors		1,575	1,575	2,885	2,885
Long-term Creditors		3,840	3,840	1,789	1,789
Borrowing repayable within 12 months		-	-	-	-
Total Financial Liabilities		5,415	5,415	4,674	4,674

The fair value of short-term liabilities and assets including trade debtors and receivables is assumed to approximate to the carrying amount.

(c). Income, Expense, Gains and Losses

The gains and losses recognised in the Comprehensive Income and expenditure Statement in relation to Financial Instruments consists of the following:

	2023/24			
	Financial Liabilities	Financial Assets		
	Liabilities measured at amortised cost	Amortised Cost	Fair Value through Profit & Loss	Total
	£'000	£'000	£'000	£'000
Income				
Interest income	-	1,164	33	1,197
Dividend income	-	-	71	71
Interest and Investment Income	-	1,164	104	1,268
Expense				
Interest expense	-	-	-	-
Interest payable and similar charges	-	-	-	-

	Comparatives for 2022/23			Total
	Financial Liabilities	Financial Assets		
	Liabilities measured at amortised cost	Amortised Cost	Fair Value through Profit & Loss	
	£'000	£'000	£'000	£'000
Income				
Interest income	-	461	-	461
Dividend income	-	-	182	182
Interest and Investment Income	-	461	182	643
Expense				
Interest expense	-	-	-	-
Interest payable and similar charges	-	-	-	-

18 LONG TERM INVESTMENTS

The Council holds one long-term investment with another Local Authority.

	2022/23	2023/24
	£'000	£'000
	-	2,033

19 ASSETS HELD FOR SALE

All assets held for sale are anticipated to be disposed of in a period of less than one year.

	2022/23	2023/24
	£'000	£'000
Balance outstanding at start of year	550	-
Revaluation Gain	-	-
Additions	65	-
Impairment losses	-	-
Assets Sold	(615)	-
Balance outstanding at year end	-	-

20 INVENTORIES

The Council only holds an inventory of consumable materials, no other types of inventories are held.

	2022/23	2023/24
	£'000	£'000
Balance at start of the year	83	74
Purchases	339	295
Recognised as an expense in the year	(338)	(298)
Written (off)/on balances	(10)	27
Balance outstanding at year end	74	98

21 SHORT-TERM DEBTORS

	2022/23	2023/24
	£'000	£'000
Central Government Bodies	1,028	1,342
Other Local Authorities	2,457	3,975
NHS Bodies	-	-
Other entities and individuals	1,830	2,556
Total	5,315	7,873

The main reasons for the increase in the value of Short-Term Debtors are:

- Central Government Bodies – In 2022/23 there is a large debtor with the DWP for the final Housing Benefit Subsidy Claim £0.442m (2023/24 £0.333m). This reduction together with a reduction of £0.200m for the Kirkham Heritage Action Zone Grant has been offset by a large debtor £0.795m with DEFRA for the Weekly Food Waste Grant.
- Other Local Authorities – Within Other Local Authorities there has been an £1.042m increase in the Preceptors share of the net Council Tax debtors. In 2022/23 there were some debtors outstanding to Lancashire County Council for various schemes which amounted to £0.600m.
- Other Entities – In 2023/24 there are various capital debtors amounting to £0.426m. In addition to this Fylde's share of Council Tax debtors has increased by £0.192m.

22 CASH AND CASH EQUIVALENTS

The balance of cash and cash equivalents is made up of the following:

	2022/23	2023/24
	£'000	£'000
Cash held by the Authority	2	2
Bank Current Accounts	4,863	5,138
Term Deposits	-	-
Total	4,865	5,140

23 SHORT-TERM CREDITORS AND RECEIPTS IN ADVANCE

	2022/23	2023/24
	£'000	£'000
Central Government Bodies	2,672	3,819
Other Local Authorities	703	940
Public Corporations and Trading Funds	-	-
Other entities and individuals	2,931	2,994
Total	6,306	7,753

The main reasons for the overall increase in the value of Short-Term Creditors are:

- Central Government Bodies – Within Central Government Bodies in 2023/24 there has been an increase £0.957m in the net creditor owed to Central government for Business Rates.

24 PROVISIONS

	2022/23	2023/24
	£'000	£'000
<u>NDR Appeals</u>		
Balance at 1 st April	1,260	1,612
(Reduction)/Additional in provisions made in year	352	291
Balance at 31st March	1,612	1,903

NDR Appeals Provision

Due to the localisation of Business Rates, which became effective from the 1st April 2013, the Council has set aside a provision for any potential liabilities as a result of business rate payers' appeals against rateable valuations. The Council is responsible for a 40% share of this liability along with the Ministry of Housing, Communities & Local Government (50%), Lancashire County Council (9%) and the Lancashire Fire Authority (1%). As at 31st March 2024, the total value of the Provision for Appeals was increased to £4.759m from £4.031m in 2023/24 with Fylde Council's share of this being £1.903m (2022/23 £1.612m).

25 LONG-TERM CREDITORS

	2022/23	2023/24
	£'000	£'000
Section 106 Agreements	3,840	1,789
Total	3,840	1,789

Section 106 Agreements are for the fulfilment of obligations under certain Planning Application Approvals. The amounts held under Long-Term Creditors represents cash received to fund expenditure commitments that are expected to be incurred against these Agreements after more than 12 months from the Balance Sheet date.

26 USABLE RESERVES

Movements in the Authority's usable reserves are detailed in the Movement in Reserves Statement on page 47.

	2022/23	2023/24
	£'000	£'000
General Fund Balance	5,006	5,105
Earmarked General Fund Reserves	12,824	11,989
Capital Receipts Reserve	306	-
Capital Grants Unapplied	3,158	2,946
Total Usable Reserves	21,294	20,040

27 UNUSABLE RESERVES

	2022/23	2023/24
	£'000	£'000
Revaluation Reserve	12,445	11,723
Capital Adjustment Account	39,814	40,453
Pensions Reserve	(1,202)	(1,133)
Collection Fund Adjustment Account	(1,102)	6
Accumulated Absences Account	(57)	(61)
Total Unusable Reserves	49,898	50,988

Further details of each of these reserves and accounts are set out on the following pages:

Revaluation Reserve

The Revaluation Reserve contains the gains made by the Authority arising from increases in the value of its Property, Plant and Equipment. The balance is reduced when assets with accumulated gains are:

- revalued downwards or impaired and the gains are lost;
- used in the provision of services and the gains are consumed through depreciation; or
- disposed of and the gains are realised.

The Reserve contains only revaluation gains accumulated since 1st April 2007, the date that the Reserve was created. Accumulated gains arising before that date are consolidated to the balance on the Capital Adjustment Account.

	2022/23	2023/24
	£'000	£'000
Balance at 1st April	11,385	12,445
Upward Revaluation of assets	1,198	377
Downward Revaluation of assets and impairment losses not charged to the Surplus/(Deficit) on the Provision of Services	-	(959)
Surplus or deficit on revaluation of non-current assets not posted to the Surplus/(Deficit) on the Provision of Services	1,198	(582)
Difference between fair value depreciation and historic cost depreciation	(138)	(140)
Revaluation adjustments transferred to the Capital Adjustment Account	-	-
Accumulated gains on assets sold or scrapped	-	-
Amounts written off to the Capital Adjustment Account	(138)	(140)
Balance as at 31st March	12,445	11,723

Capital Adjustment Account

The Capital Adjustment Account absorbs the timing differences arising from the different arrangements for accounting for the consumption of non-current assets and for financing the acquisition, construction or enhancement of those assets under statutory provisions. The Account is debited with the cost of acquisition, construction or enhancement as depreciation, impairment losses and amortisations are charged to the Comprehensive Income and Expenditure Statement (with reconciling postings from the Revaluation Reserve to convert fair value figures to a historical cost basis). The Account is credited with the amounts set aside by the Authority as finance for the costs of acquisition, construction and enhancement.

The Account contains accumulated gains and losses on Investment Properties and gains recognised on donated assets that have yet to be consumed by the Authority. The Account also contains revaluation gains accumulated on Property, Plant and Equipment before 1st April 2007, the date that the Revaluation Reserve was created to hold such gains.

Note 7 provides details of the source of all the transactions posted to the Account, apart from those involving the Revaluation Reserve

	2022/23	2023/24
	£'000	£'000
Balance at 1st April	38,298	39,814
Reversal of items relating to capital expenditure debited or credited to the Comprehensive Income and Expenditure Statement		
• Charges for depreciation and impairment of non-current assets	(1,622)	(1,650)
• Revaluation losses on Property, Plant and Equipment	-	-
• Amortisation of Intangible Assets	-	-
• Amounts of non-current assets written off on disposal or sale as part of the gain/loss in disposal to the Comprehensive Income and Expenditure Statement	(615)	-
• Revenue expenditure funded from capital under statute	(4,827)	(6,910)
• De-minimis Capital Expenditure	(56)	(50)
	(7,120)	(8,610)
Adjusting amounts written out of the Revaluation Reserve	138	140
Net written out amount of the cost of non-current assets consumed in the year	(6,982)	(8,470)
Capital Financing applied in the year		
• Use of the Capital Receipts Reserve to finance new capital expenditure	225	392
• De-minimis Capital Receipts	-	-
• Capital Grants and Contributions credited to the Comprehensive Income and Expenditure Statement that have been applied to capital financing	670	744
• Application of grants to capital financing from the Capital Grants Unapplied Account	2,946	6,572
• Statutory provision for the financing of capital investment charged against the General Fund	745	639
• Capital expenditure charged against the General Fund	3,256	773
	7,842	9,120
Movements in the market value of Investment Properties debited or credited to the Comprehensive Income and Expenditure Statement	656	(11)
Balance as at 31st March	39,814	40,453

Pensions Reserve

The Pensions Reserve absorbs the timing differences arising from the different arrangements for accounting for post-employment benefits and for funding benefits in accordance with statutory provisions. The Authority accounts for post-employment benefits in the Comprehensive Income and Expenditure Statement as the benefits are earned by employees accruing years of service, updating the liabilities recognised to reflect inflation, changing assumptions and investment returns on any resources set aside to meet the costs. However, statutory arrangements require benefits earned to be financed as the Authority makes employer's contributions to pension funds or eventually pays any pensions for which it is directly responsible. The debit balance on the Pensions Reserve therefore shows a shortfall in the benefits earned by past and current employees and the resources the Authority has set aside to meet them. The statutory arrangements will ensure that funding will have been set aside by the time the benefits come to be paid.

	2022/23	2023/24
	£'000	£'000
Balance at 1st April	(20,480)	(1,202)
Re-measurements of the net defined benefit (liability)/asset	34,665	4,664
Reversal of items relating to retirement benefits debited or credited to the Surplus or Deficit on the Provision of Services in the Comprehensive Income and Expenditure Statement	(2,087)	2,187
Impact of Asset Ceiling	(13,300)	(6,782)
Balance as at 31st March	(1,202)	(1,133)

Collection Fund Adjustment Account

The Collection Fund Adjustment Account manages the differences arising from the recognition of Council tax income in the Comprehensive Income and Expenditure Statement as it falls due from Council tax payers compared with the statutory arrangements for paying across amounts to the General Fund from the Collection Fund.

	2022/23	2023/24
	£'000	£'000
Balance at 1st April	(4,506)	(1,102)
Amount by which Council tax and non-domestic rates income credited to the Comprehensive Income and Expenditure Statement is different from Council tax and non-domestic rates income calculated for the year in accordance with statutory requirements	3,404	1,108
Balance as at 31st March	(1,102)	6

Accumulated Absences Account

The Accumulated Absences Account absorbs the differences that would otherwise arise on the General Fund Balance from accruing for compensated absences earned but not taken in the year, e.g. annual leave entitlement carried forward at 31st March. Statutory arrangements require that the impact on the General Fund Balance is neutralised by transfers to or from the Account.

	2022/23	2023/24
	£'000	£'000
Balance at 1st April	(52)	(57)
Settlement or cancellation of accrual made at the end of the preceding year	52	57
Amounts accrued at the end of the current year	(57)	(61)
Amount by which officer remuneration charged to the Comprehensive Income and Expenditure Statement on an accruals basis is different from remuneration chargeable in the year in accordance with statutory requirements	(5)	(4)
Balance as at 31st March	(57)	(61)

28 CASH FLOW STATEMENT – OPERATING ACTIVITIES

The cash flows for operating activities include the following items

	2022/23	2023/24
	£'000	£'000
Interest Received	643	1,268
Interest Paid		
Total	643	1,268

The surplus or deficit on the provision of services has been adjusted for the following non-cash movements:

	2022/23	2023/24
	£'000	£'000
Depreciation	1,622	1,580
Impairment	-	70
Increase/(Decrease) in Creditors	(8,801)	(1,874)
(Increase)/Decrease in Debtors	(1,733)	(529)
(Increase)/Decrease in Inventories	9	(24)
(Decrease)/Increase in Provision for Appeals and Accumulated Absences	357	295
Movement in Pension Liability	3,252	(4,457)
Carrying amount of non-current assets and non-current assets held for sale, sold or derecognised and Fair Value movements on investment properties	(42)	11
Total	(5,336)	(4,928)

The surplus or deficit on the provision of services has been adjusted for the following items that are investing and financing activities:

	2022/23	2023/24
	£'000	£'000
Proceeds from the sale of property, plant and equipment, investment property and intangible assets	(432)	(87)
Capital Grants included in the net surplus/deficit on the provision of services	(3,168)	(7,104)
Total	(3,600)	(7,191)

29 CASH FLOW STATEMENT – INVESTING ACTIVITIES

	2022/23	2023/24
	£'000	£'000
Purchase of property, plant and equipment, investment property and intangible assets	(2,214)	(1,560)
Purchase of Short Term Investments	3,000	4,000
Proceeds from the sale of property, plant and equipment, investment property and intangible assets	432	87
Other receipts from investing activities	3,168	7,104
Net cash flows from investing activities	4,386	9,631

30 CASH FLOW STATEMENT – FINANCING ACTIVITIES

	2022/23	2023/24
	£'000	£'000
Other receipts from financing activities	(1,413)	227
Repayments of short-term and long-term borrowing	-	-
Net cash flows from financing activities	(1,413)	227

31 TRADING OPERATIONS

The Council operates one trading activity which is for Grounds Maintenance, providing services to external clients within and outside of the borough. The financial results are as follows:

	2022/23	2023/24
	£'000	£'000
Turnover	(709)	(786)
Expenditure	666	714
Net (Surplus) / Deficit on trading operations for the year	(43)	(72)

The Grounds Maintenance trading operations are incorporated into the Comprehensive Income and Expenditure Statement. In 2023/24, the Grounds Maintenance operations generated a surplus of £71,691 compared with a surplus of £42,551 in 2022/23. In addition to the surpluses shown above, these activities also benefit the Council by providing a positive contribution to corporate support service and service management costs.

32 AGENCY SERVICES

The Council acts as agent for Lancashire County Council in respect of Highways work in the urban core and also street lighting, gully cleansing and special maintenance.

A summary of the Off-Street Civil Parking Enforcement Parking Accounts, as required by Section 55 of the Road Traffic Regulation Act 1984, is shown below:

	2022/23	2023/24
	£'000	£'000
Income (Penalty Charge Notice only)	(65)	(61)
Expenditure	91	83
(Surplus) Deficit	26	22

33 MEMBERS ALLOWANCES

The Authority paid the following amounts to members of the Council during the year:

	2022/23	2023/24
	£'000	£'000
Allowances	258	247
Expenses	1	1
Total	259	248

34 OFFICERS REMUNERATION AND TERMINATION BENEFITS

The following table sets out the remuneration of Senior Officers whose salary was £50,000 or more (excluding employer's pension contributions):

Title of Post		Remuneration	Expense Allowances	Compensation for Loss of office (Redundancy Payment)	Total Remuneration excl. pension contributions	Pension contributions (Incl. strain/ Augmented costs)	Total Remuneration incl. pension contributions
		£'000	£'000	£'000	£'000	£'000	£'000
Chief Executive	2023/24	117	-	-	117	18	135
	2022/23	110	-	-	110	20	130
Deputy Chief Executive	2023/24	87	-	-	87	12	99
	2022/23	79	-	-	79	14	93
Chief Financial Officer	2023/24	78	-	-	78	12	90
	2022/23	74	-	-	74	13	87
Head of Planning	2023/24	63	-	-	63	9	72
	2022/23	60	-	-	60	11	71
Head of Technical Services	2023/24	58	-	-	58	9	67
	2022/23	55	-	-	55	10	65
Head of Regeneration and Projects	2023/24	53	1	-	54	8	62
	2022/23	40	-	-	40	7	47
Head of Parks, Leisure and Cultural Services	2023/24	63	-	-	63	9	72
	2022/23	59	-	-	59	11	70
Head of Governance	2023/24	58	-	-	58	9	67
	2022/23	55	-	-	55	10	65
Head of Environmental Health and Housing	2023/24	53	-	-	53	8	61
	2022/23	46	-	-	46	8	54
Head of Corporate Services	2023/24	54	-	-	54	8	62
	2022/23	52	-	-	52	9	61

The remunerations shown in the table above include any payments for services performed in relation to elections, by-elections or referenda held during the years shown (nil for 2022/23).

In addition to the above Senior Officers, other employees receiving more than £50,000 remuneration for the year (excluding employer's pension contributions) were as follows:

Remuneration Bands	2022/23	2023/24
	No.	No.
Main Bands:		
£50,000 - £54,999	-	-
£55,000 - £59,999	-	1
£60,000 - £64,999	-	-
Total	-	1

Exit Packages

The numbers of exit packages with total cost per band and total cost of the compulsory and other departures are set out in the table below:

Exit Package Cost band (incl. special payments)	Number of Compulsory Redundancies		Number of other departures agreed		Total number of exit packages by cost band		Total cost of exit packages by each band	
	2022/23	2023/24	2022/23	2023/24	2022/23	2023/24	2022/23	2023/24
	No.	No.	No.	No.	No.	No.	£'000	£'000
£0 – £20,000	1	5	3	-	4	5	26	11
£20,001 - £40,000	-	-	1	1	1	1	32	21
£40,001 - £60,000	-	-	-	-	-	-	-	-
£60,001 - £80,000	-	-	-	-	-	-	-	-
£80,001 - £100,000	-	-	-	-	-	-	-	-
£100,001 - £150,000	-	-	-	-	-	-	-	-
	1	5	4	1	5	6		
Total cost included in the Comprehensive Income and Expenditure Statement							58	32

In 2023/24 the authority terminated the contracts of 6 employees, incurring costs of £32,476 (£57,759 in 2022/23).

35 EXTERNAL AUDIT COSTS

The Authority has incurred the following costs in relation to external audit and inspection:

	2022/23	2023/24
	£'000	£'000
Fees payable to external auditor with regard to external audit services carried out by the appointed auditor for the year	44	141
Redmond Review – Local Audit Fees Grant	(16)	(20)
Fees payable to the Cabinet Office in respect of the National Fraud Initiative	3	-
Total	31	121

The figure of £44K above for 2022/23 includes an estimate of the fee for the Value for Money assessment which is due to be carried out.

36 GRANT INCOME

The Authority credited the following grants, contributions and donations to the Comprehensive Income and Expenditure Statement in 2023/24:

	2022/23	2023/24
	£'000	£'000
Credited to Taxation and Non Specific Grant Income		
Revenue Support Grant	-	(98)
New Homes Bonus (net of payment to Town and Parish Council's)	(1,174)	(490)
Section 31 Business Rate Relief Grant	(2,562)	(3,219)
Lower Tier Services Grant	(89)	-
Services Grant	(133)	(78)
Funding Guarantee Grant	-	(868)
Council Tax Discretionary Energy Rebate Grant	(181)	-
Disabled Facility Grant, Town Centre Redevelopment and Economic Regeneration	(2,536)	(6,515)
Capital Grants and Contributions	(631)	(589)
Total	(7,306)	(11,857)
Credited to Services		
Housing & Council Tax Benefits	(12,581)	(12,606)
Department of Levelling Up Housing and Communities Covid-19 Grants	(112)	(177)
New Burden Funding	(44)	-
Homelessness Grants	(115)	(327)
UK Shared Prosperity Fund	(258)	(374)
Home for Ukraine Scheme	(477)	(160)
Biodiversity Grant	(37)	(27)
Other	-	-
Total	(13,624)	(13,671)
Total	(20,930)	(25,528)

37 RELATED PARTY TRANSACTIONS

The Council is required to disclose material transactions with related parties – bodies or individuals that have the potential to control or influence the Council or to be controlled or influenced by the Council. Disclosure of these transactions allows readers to assess the extent to which the Council might have been constrained in its ability to operate independently or might have secured the ability to limit another party's ability to bargain freely with the Council. Related parties include:

(a) Central Government

The UK Central Government has effective control over the general operations of the Council – it is responsible for providing the statutory framework within which the Council operates, provides the majority of its funding in the form of grants, and prescribes the terms of many of the transactions that the Council has with other parties.

(b) Members of the Council

Members of the Council have direct control over the Council's financial and operating policies. Each Councillor has agreed to be bound by a code of conduct, requiring them to disclose certain personal interests on a register, which is available for public inspection at the Town Hall, Lytham St Annes. These declarations are also accessible on the Council website.

There are no transactions to disclose in relation to 2023/24.

Declarations of 'Disclosable Pecuniary Interest' that any Member holds are accessible on the Council website.

The Council makes a number of Member appointments to outside bodies each year. In relation to the 2023/24 financial year these are detailed in the Council reports of 25th April 2022 and 17th July 2023 which are available on the Councils website.

The Council made a financial contribution to numerous partner organisations during 2023/24, most notably:

- Fylde Citizens Advice Bureau;
- Age UK Lancashire; and
- Lancashire Domestic Violence Fund.

(c) Senior Council Officers

Members of the Council's Management Team may exert influence control over the Council's financial and operating policies. In the furtherance of transparency each member of the Management Team has submitted information regarding outside bodies with which they have an association. Any such associations are shown below:

- Chief Executive: Trustee of Homeless Action which is a homeless charity based in Blackpool.
- Deputy Chief Executive: Peer Officer for the Local Government Association since July 2015 which involves either delivering training and/or corporate support to other Councils..

(d) Partnership working

During 2023/24 the Council continued to work both formally and informally in partnership with neighbouring authorities. The main partnership operations were as follows:

Lancashire County Council	<ul style="list-style-type: none"> • Flood Prevention • Guidance on flooding and surface water drainage matters • Fylde Coast Duty to Co-operate (Planning) • Highways and Education (Planning) • Planning applications and Archaeology matters • Estates support • Lancashire Environmental Record Network (LERN) • Local Nature Partnership • Refugee programmes – Ukrainian, Afghan • Housing with Care and Support Steering Group • Domestic Abuse Partnership Board • Lancashire Energy Officers Group • Marketing Lancashire Ltd - tourism support • Grounds Maintenance - Maintenance of public Realm
Blackpool Council	<ul style="list-style-type: none"> • Payroll services • Human Resources • Health & Safety • Recruitment and Selection • Organisational Development • Occupational Health • Legal support for Blackpool Council Planning Committee and Specialist Property Advice • Revenues & Benefits Services • Deputy Monitoring Officer • Coastal Programme Board • Economic Prosperity Board • Grounds Maintenance - Blackpool Coastal Housing • CCTV System Maintenance • Bathing Water Quality management • Property surveying/maintenance • Fylde Coast Duty to Co-operate Forum (Planning) • Fylde Sand Dunes Project • Fylde Coast Housing Providers • MyHomeChoice Fylde Coast • Changing Futures Programme • Fylde Coast Homeless Forum • Lancashire Homeless Forum

Wyre Council	<ul style="list-style-type: none"> • Coastal Programme Board • Economic Prosperity Board • CCTV Monitoring Service • Bathing Water Quality management • Fylde Coast Duty to Co-operate Forum (Planning) • Sewer Baiting (pest control) • Parliamentary Elections - Electoral Registration Officer • Changing Futures Programme (Housing) • Fylde Coast Housing Providers • MyHomeChoice Fylde Coast • Housing Outreach Worker with Fylde Coast Women's Aid • Fylde Coast Homeless Forum • Lancashire Homeless Forum
Preston City Council	<ul style="list-style-type: none"> • Financial and Treasury Management Support • Corporate Fraud Service • Fylde Coast Duty to Co-operate (Planning)
Tameside Metropolitan Borough Council (Greater Manchester Ecology Unit)	<ul style="list-style-type: none"> • Ecology advice (Planning)
Blackburn with Darwen Borough Council (Growth Lancashire)	<ul style="list-style-type: none"> • Heritage advice (Planning) • Lancashire Homeless Forum

(e) Other Public Bodies

Precepts were raised for Lancashire County Council, Lancashire Police and Crime Commissioner, Lancashire Combined Fire Authority, and local Town and Parish Councils within the Fylde area. Details of these are contained within the Collection Fund statements.

(f) Mersey Internal Audit Agency (MIAA)

The Council has engaged Mersey Internal Audit Agency (MIAA) to carry out its Internal Audit and Assurance service.

(g) Associated Companies and Joint Venture Partners

Fylde Council has no associated companies or joint venture partners.

(h) Lowther Trust

A Trust board was formed in 2009/10 consisting of 7 Trustees, one being an elected member of Fylde Council. The remaining Trustees were appointed from interested members of the public following an open application process. Prior to this the Council was the sole Trustee and provided all management and administration resources. From April 2012 a new arrangement between the Council and the Trust saw the transfer of responsibility for all day-to-day management to the Trust with the Council meeting an agreed level of subsidy funding. The meeting of the Council of 25th April 2022 approved a renewal of the service level agreement and funding arrangement between the Council and the Lowther Gardens Trust for a further 3-year term commencing 1st April 2022.

(i) Lytham Institute

The Lytham Institute building had been included within the Council's inventory of assets for many years and had been part-occupied under a user agreement by Lancashire County Council for the provision of a library service. The library service ceased to be operated from the building, and ultimately moved elsewhere.

Following legal advice in 2019 that the property was held by the Council as a charitable trustee, the Council registered the Lytham Institute as a charitable trust. The charitable objects of the trust were updated by a scheme made by the Charity Commission in December 2023. The council remains as the sole trustee for the time being, but the aim, subject to formal member approval, is to recruit additional trustees alongside the council.

38 CAPITAL EXPENDITURE AND CAPITAL FINANCING

The total amount of capital expenditure incurred in the year is shown in the table below (including the value of assets acquired under finance leases), together with the resources that have been used to finance it. Where capital expenditure is to be financed in future years by charges to revenue as assets are used by the Authority, the expenditure results in an increase in the Capital Financing Requirement (CFR), a measure of the capital expenditure incurred historically by the Authority that has yet to be financed.

The CFR is analysed in the second part of this note.

Capital Financing Requirement	2022/23	2023/24
	£'000	£'000
Opening Capital Financing Requirement	4,272	3,527
Capital Investment		
Property, Plant and Equipment	2,049	1,610
Investment Properties	-	-
Intangible Assets	-	-
Revenue Expenditure Funded from Capital Under Statute	4,827	6,910
Sources of Finance		
Capital Receipts	(5)	(393)
Government Grants and Other Contributions	(3,615)	(7,316)
Sums set aside from Revenue	-	-
Direct Revenue Contributions	(3,256)	(773)
MRP/Loans Fund Principal	(745)	(639)
Closing Capital Financing Requirement	3,527	2,926
Explanation of Movements in Year		
Increase/(Decrease) in underlying need to borrowing (unsupported by government financial assistance)	(745)	(601)
Increase/(Decrease) in Capital Financing Requirement	(745)	(601)

39 LEASES

Authority as Lessor

Operating Leases

The Council acts as lessor in respect of land and property owned by it and leased to tenants. The value of the income from rents associated with these agreements, and included within the Council's Income and Expenditure account, is as follows:

	2022/23	2023/24
	£'000	£'000
Land and Property Leases	565	381

The capital value held within the balance sheet at 31st March 2024 in respect of land and property generating leasehold income is £5.335m (2022/23 £5.325m). The accumulated depreciation charge applicable to these assets reflected in the 2023/24 financial statements is nil.

The future lease payments receivable under non-cancellable leases in future years are:

	31 st March 2023	31 st March 2024
	£'000	£'000
Not Later than one year	417	540
Later than one year but not later than 5 years	1,114	1,711
Later than 5 years	6,520	7,486
	8,051	9,737

40 IMPAIRMENT LOSSES

An impairment review during the course of the year identified reductions in the value of the following Council's Non-Current Assets. A summary of these impairments is shown below:

	31 st March 2023	31 st March 2024
	£'000	£'000
Cemetery and Crematorium		56
Public Conveniences	-	14
	-	70

41 DEFINED BENEFIT PENSION SCHEMES

Participation in Pension Schemes

As part of the terms and conditions of employment of its officers, the authority makes contributions towards the cost of post-employment benefits. Although these benefits will not actually be payable until employees retire, the authority has a commitment to make the payments that need to be disclosed at the time that employees earn their future entitlement.

The authority participates in two post-employment schemes:

- The Local Government Pension Scheme, administered locally by Lancashire County Council – this is a funded defined benefit final salary scheme, meaning that the Authority and employees pay contributions into a fund, calculated at a level intended to balance the pensions liabilities with investment assets.
- Arrangements for the award of discretionary post-retirement benefits upon early retirement – this is an unfunded defined benefit arrangement, under which liabilities are recognised when awards are made. However, there are no investment assets built up to meet these pension liabilities, and cash has to be generated to meet actual pension payments as they eventually fall due.

Transactions relating to Post-employment Benefits

The cost of retirement benefits are recognised in the reported Cost of Services when they are earned by employees, rather than when the benefits are eventually paid as pensions. However, the charge required against Council tax is based on the cash payable in the year, so the real cost of retirement benefits is reversed out of the General Fund via the Movement in Reserves Statement. The following transactions have been made in the Comprehensive Income and Expenditure Statement and the General Fund Balance via the Movement in Reserves Statement during the year

:In June 2023, the High Court handed down a decision in the case of Virgin Media Limited v NTL Pension Trustees II Limited and others relating to the validity of certain historical pension changes due to the lack of actuarial confirmation required by law. In July 2024, the Court of Appeal dismissed the appeal brought by Virgin Media Ltd against aspects of the June 2023 decision. The conclusions reached by the court in this case may have implications for other UK defined benefit plans. The Lancashire County Pension Fund are monitoring developments in terms of whether there is expected to be any impact on LGPS Funds and

will consider if there are any implications for the LGPS. As a result, Fylde Council does not consider it necessary to make any allowance for the potential impact of the Virgin Media case in its financial statements.

Change in accounting estimate

Mercer have updated the methodology to derive their standard discount rate assumption from "The UK Mercer Yield Curve - without options" adopted at 31 March 2023, to "The UK Mercer Yield Curve - expanded dataset" for their standard LGPS assumption at 31 March 2024. Based on the sensitivities provided in Mercer's IAS 19 report, the impact of the change in methodology to is estimated be a £21,158k increase in DBO.

Local Government Pension Scheme	2022/23	2023/24
	£'000	£'000
<u>Comprehensive Income and Expenditure Statement</u>		
Cost of Services:		
Service Cost, comprising:		
- Current Service Cost	2,768	1,387
- Past Service Cost	-	-
Other Operating Expenditure		
- Administration expenses	44	47
Financing and Investment Income and Expenditure		
- Interest on Asset Ceiling	-	636
- Net interest expense	540	(744)
Total Post-employment Benefit Charged to the Surplus or Deficit on the Provision of Services	3,352	1,326
Other Post-employment Benefit Charged to the Comprehensive Income and Expenditure Statement		
- Return on plan assets (excluding the amount included in the net interest expense)	(1,513)	(3,126)
- Actuarial (gains) / losses arising on changes in financial assumptions	(33,096)	(1,538)
- Change in the effect of the asset ceiling	13,244	6,782
Total Post-employment Benefit Charged to the Comprehensive Income and Expenditure Statement	(21,365)	2,118
<u>Movement in Reserves Statement</u>		
- Reversal of net charges made to the Surplus or Deficit on the Provision of Services for post-employment benefit in accordance with the Code	(2,087)	2,187
Actual amount charged against the General Fund Balance for pensions in the year:		
- Employers' contributions payable to scheme	1,265	3,513

Pensions Assets and Liabilities Recognised in the Balance Sheet

Balance Sheet items arising from the authority's defined benefit obligation is as follows:

	2022/23	2023/24
	£'000	£'000
Present Value of the funded benefit obligation	(73,892)	(74,916)
Fair value of plan assets	87,136	95,578
(Deficit)/Surplus before asset ceiling	13,244	20,662
Impact of asset ceiling	(13,244)	(18,392)
Pension asset recognized on B/S	-	2,270
Present Value of the unfunded benefit obligation	(1,202)	(1,133)

The valuation of the Local Government Pension Scheme has resulted in a net defined benefit asset. Regulations state that this must be measured at the lower of the surplus in the defined benefit plan and the “asset ceiling”. An asset ceiling is the limit above which further increases in net pension cease to be recognised for accounting purposes. The asset ceiling for Fylde Council is nil meaning that the surplus of £20.662 million cannot be recognised and has been adjusted for by way of an “Impact of Asset Ceiling” adjustment.

Reconciliation of the Movements in the Fair Value of Scheme (Plan) Assets

	2022/23	2023/24
	£'000	£'000
Opening fair value of scheme assets	84,395	87,136
Interest income	2,364	4,290
Re-measurement gain/(loss):		
- The return on plan assets, excluding the amount included in the net interest expense	1,513	3,126
Administration expenses	(44)	(47)
Contribution from employer	1,265	3,513
Contributions from employees into the scheme	477	500
Benefits paid	(2,834)	(2,940)
Closing fair value of scheme assets	87,136	95,578

Reconciliations for changes in effect of Asset Ceiling

	2022/23	2023/24
	£'000	£'000
Asset ceiling impact at beginning of period	-	13,244
Interest on surplus above asset ceiling	-	636
Change in asset ceiling (net of interest)	13,244	6,782
Lump sum pre-payment	-	(2,270)
Asset ceiling impact at end of period	13,244	18,392

Reconciliation of Present Value of the Scheme Liabilities (Defined Benefit Obligation)

	2022/23	2023/24
	£'000	£'000
Opening Balance at 1 st April	104,875	75,038
Amendment to opening balance for asset ceiling calculation	-	56
Current service cost	2,768	1,387
Past service cost	-	-
Interest cost	2,904	3,546
Contributions from scheme participants	477	500
Re-measurement gain/(loss):		
- Actuarial Experience (gains) and losses	7,136	615
- Actuarial (gains) and losses arising on changes in financial assumptions	(40,232)	(1,127)
- Actuarial (gains) and losses arising on changes in demographic assumptions	-	(1,026)
Benefits paid	(2,834)	(2,940)
Closing Balance at 31st March	75,094	76,049

The employers’ liability contains an “unfunded” element. This means that it is not a liability of the Local Government Pension Scheme and is instead met by Fylde Council as the employer from its own financial resources; at 31st March 2024 the unfunded liability was £1.133 million. This element exists every year within the overall net defined liability.

Scheme History

	2019/20	2020/21	2021/22	2022/23	2023/24
	£'000	£'000	£'000	£'000	£'000
Present Value of the defined benefit obligation	(93,598)	(108,094)	(104,875)	(73,892)	(74,916)
Fair Value of plan assets	69,321	78,229	85,560	87,136	95,578
Pension asset recognized on B/S	-	-	-	-	(2,270)
Surplus/(Deficit) in the Scheme	(24,277)	(29,865)	(19,315)	13,244	18,392

During 2023/24 the Council made a £2.270m lump sum pre-payment of employer pension contributions in respect of 2024/25 and 2025/26. This figure is further adjusted by the impact of the asset ceiling £20.662 to give a net asset figure of **£1.137m as shown within Long and Short Term Assets and Long Term Liabilities on the balance sheet.**

Local Government Pension Scheme assets comprised:

Fair value of scheme assets	2022/23	2023/24
	£'000	£'000
Cash:		
• Cash and Cash Equivalents	-	-
• Cash Accounts	693	1,767
• Net current assets	-	-
Sub-total cash	693	1,767
Equity instruments:		
By industry type		
• Financials	101	105
• Consumer	-	-
• Manufacturing	-	-
• Energy and utilities	-	-
• Financial institutions	-	-
• Health and Care	-	-
• Information Technology	-	-
• Miscellaneous/Unclassified Total	-	-
Sub-total equity	101	105
Bonds:		
• Corporate	-	-
• Government	-	-
• Overseas	180	76
Sub-total bonds	180	76
Property:		
• Retail	175	320
• Commercial	1,138	908
• Residential	-	-
Sub-total property	1,313	1,228
Private Equity:		
• UK	1,508	1,548
• Overseas	5,794	5,650
Sub-total private equity	7,302	7,198
Other Investment Funds:		
• Infrastructure	13,554	14,454
• Credit Funds	12,644	14,135

• Pooled Fixed Income	1,256	3,691
• Emerging Markets ETF	-	-
• Indirect Property Funds	7,670	7,601
• UK Pooled Equity Funds	922	289
• Overseas Pooled Equity Funds	41,501	45,034
Sub-total other investment funds	77,547	85,204
Total Assets	87,136	95,578

Basis for Estimating Assets and Liabilities

Liabilities have been assessed on an actuarial basis using the projected unit method, an estimate of the pensions that will be payable in future years dependent on assumptions about mortality rates, salary levels, etc. The Pension Fund liabilities has been assessed by Mercers Ltd, an independent firm of actuaries, estimates for the pension fund being based on the last valuation of the Scheme as at 31st March 2022. The significant assumptions used by the actuary have been:

	31st March 2023	31st March 2024
	£'000	£'000
<i>Mortality assumptions:</i>		
Longevity at 65 for current pensioners:		
- Men	21.5 years	21.1 years
- Women	23.8 years	23.5 years
Longevity at 65 for future pensioners (aged 65 in 20 years' time) :		
- Men	22.8 years	22.4 years
- Women	25.6 years	25.3 years
Rate of CPI inflation	2.7	2.7
Rate of increase in salaries	4.2	4.2
Rate of increase in pensions	2.8	2.8
Rate for discounting scheme liabilities	4.8	4.9

The estimation of the defined benefit obligations is sensitive to the actuarial assumptions set out in the table above. The sensitivity analyses below have been determined based on reasonably possible changes of the assumptions occurring at the end of the reporting period and assumes for each change that the assumption analysed changes while all the other assumptions remain constant. The assumptions in longevity, for example, assume that life expectancy increases or decreases for men and women. In practice, this is unlikely to occur, and changes in some of the assumptions may be interrelated. The estimations in the sensitivity analysis have followed the accounting policies for the scheme, i.e. on an actuarial basis using the projected unit credit method. The methods and types of assumptions used in preparing the sensitivity analysis below did not change from those used in the previous period.

	Approximate increase (decrease) in Employee Liabilities
	£'000
<i>Changes in assumptions at 31st March 2024</i>	
0.5%p.a. increase in discount rate	(5,249)
0.25%p.a. increase in inflation	2,769
0.25%p.a. increase in pay growth	399
1 year increase in life expectancy	1,819

Impact on the Authority's Cash Flows

The objectives of the scheme are to keep employers contributions at as constant a rate as possible. The County Council has agreed a strategy with the scheme's actuary to achieve a funding level of 100%. The

maximum deficit recovery period for the Fund has been set at 13 years. Funding levels are monitored on an annual basis. The next triennial valuation is due to be completed on 31st March 2025.

The scheme will need to take account of the national changes to the scheme under the Public Pensions Services Act 2013. Under the Act, the Local Government Pension Scheme in England and Wales and the other main existing public service schemes may not provide benefits in relation to service after 31st March 2014 (or service after 31st March 2015 for other main existing public service pension schemes in England and Wales). The Act provides for scheme regulations to be made within a common framework, to establish new career average revalued earnings schemes to pay pensions and other benefits to certain public servants.

The Actuary anticipates that the Authority will pay £0.107m contributions to the scheme in 2024/25.

The weighted average duration of the defined benefit obligation for scheme members is 16 years, 2023/24 (16 years, 2022/23).

42 CONTINGENT ASSETS AND CONTINGENT LIABILITIES

Contingent Liabilities:

- **Insurance Claims** – As at 31st March 2024, the Council has outstanding insurance claims against it with a reserve amount of £176,666 (22/23, £637,900). However, the Council's liability is limited to the excess on the insurance policy, with the maximum amount payable by the Council on these claims being £2,750 (22/23, £4,000) for revenue items. No adjustments have been made within the Accounts for these revenue items as, at the balance sheet date, it was not known if the claims were or will be successful.
- **Section 106 (s106) Agreements** - S106 of the Town and Country Planning Act 1990 allows a local planning authority to enter in to a legally binding agreement or planning obligation with a landowner in association with the granting of planning permission. The obligation is termed a S106 Agreement and S106 monies received by the Council are used to support the provision of services and infrastructure such as highways, recreational facilities, education, health and affordable housing, which is necessary as part of the development or to mitigate its impact. Such agreements or obligations may lay down conditions that monies must be spent by a specified date and on specified items. If these conditions are not met the monies may have to be returned to the developer and in some cases interest may also be payable. The Council has a number of S106 agreements. The balance of monies held as long-term creditors in respect of those agreements (i.e. those that have more than 12 months to run) is £1.789m, as detailed in Note 25 to this Statement of Accounts. These accounts have been prepared on the basis that no monies are returnable at the balance sheet date as it is the Council's intention to spend the money as required under the agreements rather than repaying it to developers.
- **Accountable Body Status** - The Authority has been appointed Accountable Body status for a number of schemes and projects that are either wholly or partly funded by central government and related agencies. Accountable Bodies have to operate within prescribed regulations giving potential rights for grant to be clawed back if specific output targets are not met by the partner organisations. The total value of the uncompleted projects for which the Council was acting as accountable body as at 31st March 2024 is below £100k. These accounts have been prepared on the basis that none of the grants involved will either be clawed back or withheld as it is the Council's intention to spend the money as required to deliver the projects.
- **Business Rates (National Non-Domestic Rates-NNDR) Appeals** - The Council has made a provision for NNDR Appeals based upon its best estimates of the actual liability as at the year-end in known appeals. It is not possible to quantify appeals that have not yet been lodged with the Valuation Office so there is a risk to the Council that national and local appeals may have a future impact on the accounts. The total value of the Provision for Appeals has been increased to £4.759m from £4.031m in 2022/23 with Fylde Council's share of this being £1.903m (2022/23 £1.612m). It is anticipated that this level of provision is sufficient to meet the full cost of outstanding appeals.

Contingent Assets:

Housing Stock Transfer - Right to Buy (RTB) Sharing Arrangements - Following the transfer of housing stock from the Council, New Fylde Housing (now Progress Housing Group) has agreed to share

RTB receipts, calculated according to the formula as set out in the transfer agreement of 2nd October 2000. This arrangement will terminate at the end of the financial year 2029/30, on 31st March 2030. The amount the Council receives in any given year is dependent on prevailing market conditions. During 2023/24 the Council received capital receipts in respect of RTB sales and other receipts in the sum of £87k (2022/23, £432k). Receipts of this nature in future years are expected to be at an average of £25k per annum but will vary from year-to-year.

43 NATURE AND EXTENT OF RISKS ARISING FROM FINANCIAL INSTRUMENTS

(i) Key Risks

The Council complies with the CIPFA Code of Practice on the Treasury Management and Prudential Code for Capital Finance in Local Authorities, revised in December 2021.

In line with the Treasury Management Code, the Council approves a Treasury Management Strategy before the commencement of each financial year. The Strategy sets out the parameters for the management of risks associated with financial instruments. The Council also produces Treasury Management Practices specifying the practical arrangements to be followed to manage these risks.

The Treasury Management Strategy includes an Investment Strategy in compliance with the Communities and Local Government Guidance on Local Government Investments. This Guidance emphasises the priority is to be given to security and liquidity, rather than yield. The Council's Treasury Management Strategy and its Treasury Management Practices seek to achieve a suitable balance between risk and return or cost.

The main risks covered are:

- Credit risk: The possibility that other counterparty to a financial asset will fail to meet its contractual obligations, causing a loss to the Council.
- Liquidity risk: The possibility that the Council might not have the cash available to make contracted payments on time.
- Market risk: The possibility that an unplanned financial loss will materialise because of changes in market variables such as interest rates or equity prices.

(ii) Credit Risk

Credit risk arises from deposits with banks and financial institutions, as well as credit exposures to the Council's customers.

The risk is minimised through the Annual Investment Strategy, which requires that deposits are not made with financial institutions unless they meet identified minimum credit criteria, in accordance with Fitch, Moody's and Standard & Poors Ratings Services. The Annual Investment Strategy also imposes a maximum amount and time to be invested with a financial institution located within each category. The full investment strategy for 2023/24 was approved by Council on the 2 March 2023 and is available on the Council's website.

The key areas of the Investment Strategy are that the minimum criteria for investment counterparties include:

- Credit ratings of a minimum Long Term A-;
- UK or EU Member Banks domiciled in a country with a minimum sovereign rating of A-
- Limits on investments in certain sectors (e.g. Money Market Funds, Building Societies, foreign countries); and

Amounts Arising from Expected Credit Losses

The Council's short term investments have been assessed the expected credit loss is not material therefore no allowances have been made.

The table below summarises the credit risk exposures of the Council's treasury investment portfolio by credit rating and remaining time to maturity:

Credit Rating	Long Term 31/03/24	Short Term 31/03/24	Long Term 31/03/23	Short Term 31/03/23
	£'000	£'000	£'000	£'000
A+	-	-	-	-
A2 – Rated Local Authorities	2,033	-	-	-
Unrated Local Authorities	-	12,300	-	18,184
Total Investments	2,033	12,300	-	18,184

At 31 March 2024, there were no loss allowances related to treasury investments.

Credit Risk Debtors

The following analysis summarises the Council's potential maximum exposure to credit risk from trade debtors. Only trade debtors meeting the definition of a financial asset are included.

	As at 31 st March 2024	Historical experience of default	Adjustment for market conditions at 31/03/24	Estimated maximum exposure to default	Estimated maximum exposure At 31/03/23
	£'000	%	%	£'000	£'000
	a	b	c	a * c	
Debtors	905	12.28%	12.28%	111	89

The Council does not generally allow credit for its trade debtors. Of the £0.905m (£0.704m 2022/23) outstanding for debtors, £0.312m (£0.322m 2022/23) is overdue. The overdue but not impaired amount (impaired amount £0.087m 2023/24) can be analysed by age as follows:

	2022/23	2023/24
	£'000	£'000
Less than three months	112	191
Three months to one year	108	15
More than one year	19	19
	239	225

(iii) Liquidity risk

The Council manages its liquidity position through the risk management procedures above (the setting and approval of prudential indicators and the approval of the treasury and investment strategy reports), as well as through a comprehensive cash flow management system, as required by the CIPFA Code of Practice. This seeks to ensure that cash is available when needed.

The Council has ready access to borrowings from the money markets to cover any day-to-day cash flow requirements, and access to the Public Works Loan Board and money markets for longer term funds. The Council is required to provide a balanced budget through the Local Government Finance Act 1992, which ensures sufficient monies are raised to cover annual expenditure.

The maturity analysis of financial liabilities is as follows:

	2022/23	2023/24
	£'000	£'000
Less than one year	1,575	2,885
Between one and two years	398	47
Between two and five years	264	128
Between five and ten years	840	438
More than ten years	2,338	1,176
	5,415	4,674

Amounts payable relating to statutory debts, e.g. Council tax, non-domestic rates are not included in the analysis above as they are outside the scope of the Financial Instrument provisions.

The maturity analysis of financial assets is as follows:

	2022/23	2023/24
	£'000	£'000
Less than one year	23,670	18,432
Between one and two years	-	2,033
Between two and three years	-	-
More than three years	-	-
	23,670	20,465

(iv) Market risk

(a) Interest rate risk – The Council has limited exposure to interest rate movements on its borrowings and investments. Borrowings are not carried at “Fair Value” on the balance sheet, so nominal gains and losses on fixed rate borrowings would not impact on the Comprehensive Income & Expenditure Statement. However, changes in interest receivable on investments will be posted to the Comprehensive Income and Expenditure Statement and affect the General Fund Balance.

If interest rates had been 1% higher (with all other variables held constant) the financial effect would be:

	2022/23	2023/24
	£'000	£'000
Increase in interest receivable on investments	369	273
Impact on Comprehensive Income and Expenditure Account	369	273
Decrease in fair value of fixed rate borrowings liabilities (no impact on Comprehensive Income & Expenditure Statement)	-	-

The Council's short-term borrowing is at fixed rates.

The approximate impact of a 1% fall in interest rates would be as above but with the movements being reversed.

(b) Price risk – The Council, excluding the pension fund, does not generally invest in instruments with this type of risk, e.g. equity shares or marketable bonds.

(c) Foreign exchange risk – The Council has no financial assets or liabilities denominated in foreign currencies. It therefore has no exposure to loss arising from movements in exchange rates.

44 LANCASHIRE BUSINESS RATES POOLING ARRANGEMENTS

In 2016/17, 2017/18 and 2018/19 this Council was a member of the Lancashire Business Rates Pool. In a Business Rate Pool, tariffs, top-ups, levies and safety nets are combined. This can result in a significantly lower levy rate or even a zero levy rate meaning that more or all of the business rate growth can be retained within the pool area instead of being payable to the Government.

The Lancashire Business Rates Pool, which included most but not all of the local authorities in Lancashire, was designated by the Secretary of State for Housing, Communities and Local Government and originally operated with allocations on the basis of the 50% business rates retention scheme.

In 2019/20 we successfully submitted a bid along with 15 other authorities in Lancashire to become a 75% Business Rates Pilot Pool. This meant that 75% of collected rates were retained in Lancashire rather than 50%.

In respect of 2020/21, the Government confirmed that 75% Business Rate Pilots would cease at the end of March 2020. As a result, applications for a 50% Lancashire Pool were successfully submitted for 2020/21 and for subsequent years, consisting of 10 district council's and the county council. For 2023/24 the pool operated on the same basis as in earlier years.

The business rates income allocations in 2022/23 and 2023/24 are shown in the table below:

Lancashire Business Rates Pool - Income Allocations for 2022/23 and 2023/24	
District Authorities	40%
Lancashire County Council	9%
Lancashire Combined Fire Authority	1%
	50%
Central Government	50%
Total	100%

As part of the pool arrangements, one authority must be designated as lead authority, which in the case of the Lancashire Business Rates Pool is Ribble Valley Borough Council. As part of this arrangement a fee of £20,000 is payable, charged equally to all members of the pool by Ribble Valley Borough Council in their role as lead.

The retained levy in the Lancashire Business Rates Pool has been distributed as follows:

- Lancashire County Council is paid 10% of the overall retained levy;
- Each district within the pool retains 90% of their retained levy.

Lancashire Business Rates Pool Members 2023/24	Authority Type	Tariffs and Top-Ups in Respect of 2023/24 £	Retained Levy on Growth 2023/24 £	10% Retained Levy Payable to/received by Lancashire County Council £	Net Retained Levy 2023/24 £
Burnley Borough Council	Tariff	6,644,696	-1,181,762	118,176	-1,063,586
Chorley Borough Council	Tariff	7,526,179	-1,188,279	118,828	-1,069,451
Fylde Borough Council	Tariff	8,475,639	-552,646	55,265	-497,381
Hyndburn Borough Council	Tariff	4,852,009	-1,865,276	186,528	-1,678,748
Pendle Borough Council	Tariff	4,490,118	-701,771	70,177	-631,594
Ribble Valley Borough Council	Tariff	5,115,654	-1,128,955	112,896	-1,016,059
Rossendale Borough Council	Tariff	3,482,202	-553,863	55,386	-498,477
South Ribble Borough Council	Tariff	12,432,624	-1,732,651	173,265	-1,559,386
West Lancashire Borough Council	Tariff	10,139,515	-1,505,307	150,531	-1,354,776
Wyre Borough Council	Tariff	8,048,002	-1,109,293	110,929	-998,364
Lancashire County Council	Top-Up	-162,376,050		-1,151,981	-1,151,981
Central Government	-	91,169,412		0	0
Total		0	-11,519,803	0	-11,519,803

Lancashire Business Rates Pool Members 2022/23	Authority Type	Tariffs and Top-Ups in Respect of 2022/23 £	Retained Levy on Growth 2022/23 £	10% Retained Levy Payable to/received by Lancashire County Council £	Net Retained Levy 2022/23 £
Burnley Borough Council	Tariff	6,043,499	-1,230,976	123,098	-1,107,878
Chorley Borough Council	Tariff	6,503,220	-1,101,286	110,129	-991,157
Fylde Borough Council	Tariff	8,101,273	-612,380	61,238	-551,142
Hyndburn Borough Council	Tariff	3,969,106	-1,538,593	153,859	-1,384,734
Pendle Borough Council	Tariff	3,388,618	-772,596	77,260	-695,336
Ribble Valley Borough Council	Tariff	4,311,424	-917,609	91,761	-825,848
Rossendale Borough Council	Tariff	2,713,519	-724,988	72,499	-652,489
South Ribble Borough Council	Tariff	10,327,203	-1,750,582	175,058	-1,575,524
West Lancashire Borough Council	Tariff	8,698,358	-754,599	75,460	-679,139
Wyre Borough Council	Tariff	6,837,509	-735,928	73,593	-662,335
Lancashire County Council	Top-Up	-158,098,681		-1,013,955	-1,013,955
Central Government	-	97,204,952		0	0
Total		0	-10,139,537	0	-10,139,537

The Net Retained Levy for this Council is shown within Business Rates Retention income on the Comprehensive Income and Expenditure Statement, along with the council's own share of growth achieved in the year.

COLLECTION FUND

2022/23			Notes	2023/24		
Council Tax	Business Rates	Total		Council Tax	Business Rates	Total
£'000	£'000	£'000	£'000	£'000	£'000	
<u>INCOME:-</u>						
(66,596)	-	(66,596)	Council Tax Receivable	(70,058)	-	(70,058)
-	(23,923)	(23,923)	Business Rates Receivable	-	(22,553)	(22,553)
-	-	-	Transitional Protection Payments receivable	-	(1,139)	(1,139)
-	-	-	Council Tax Hardship Fund Reliefs (Discretionary Relief)	(135)	-	(135)
(66,596)	(23,923)	(90,519)		(70,193)	(23,692)	(93,885)
<u>EXPENDITURE:-</u>						
Apportionment of Previous Years Surplus/(Deficit)						
-	(4,260)	(4,260)	Central Government	-	(1,807)	(1,807)
164	(767)	(603)	Lancashire County Council	238	(325)	(87)
26	-	26	Police and Crime Commissioner for Lancashire	37	-	37
8	(85)	(77)	Lancashire Combined Fire Authority	12	(36)	(24)
28	(3,408)	(3,380)	Fylde Council	40	(1,445)	(1,405)
Precepts, Demands and Shares						
-	11,462	11,462	Central Government	-	11,642	11,642
8,029	9,170	17,199	Fylde Council	8,206	9,314	17,520
47,537	2,063	49,600	Lancashire County Council	50,373	2,096	52,469
7,423	-	7,423	Police and Crime Commissioner for Lancashire	8,044	-	8,044
2,426	229	2,655	Lancashire Combined Fire Authority	2,632	233	2,865
Charges to Collection Fund						
777	168	945	Write offs of uncollectable amounts	364	66	430
27	(186)	(159)	Increase/(Decrease) in Bad Debt Provision	506	(1)	505
-	881	881	Increase/(Decrease) in Appeals Provision	-	728	728
-	112	112	Cost of Collection	-	113	113
-	47	47	Transitional Protection Payments payable	-	-	-
Disregarded Amounts						
-	-	-	Shale Gas	-	-	-
-	114	114	Renewable Energy	-	165	165
66,445	15,540	81,985		70,452	20,743	91,195
(151)	(8,383)	(8,534)	(Surplus)/Deficit arising during the Year	259	(2,949)	(2,690)
(125)	11,309	11,184	(Surplus)/Deficit brought forward at 1st April	(276)	2,926	2,650
(276)	2,926	2,650	(Surplus)/Deficit carried forward at 31st March	(17)	(23)	(40)

NOTES TO THE COLLECTION FUND

1) ALLOCATION OF COLLECTION FUND BALANCES

2022/23		2023/24		
		Council Tax	Business Rates	Total
£'000		£'000	£'000	£'000
	Allocation of Collection Fund Balances			
1,136	Fylde Council	(2)	(9)	(11)
1,463	Central Government	-	(12)	(12)
63	Lancashire County Council	(12)	(2)	(14)
(31)	Police and Crime Commissioner for Lancashire	(2)	-	(2)
19	Lancashire Combined Fire Authority	(1)	-	(1)
2,650		(17)	(23)	(40)

2) COUNCIL TAX BASE

The Council Tax base for 2023/24 was calculated as follows:-

Property Band	Chargeable Dwellings	Band Multiplier	Relevant Amount
Additional Band (Disabled)	17	5/9	9
Band A	4,257	6/9	2,838
Band B	4,969	7/9	3,865
Band C	7,721	8/9	6,863
Band D	6,401	9/9	6,401
Band E	4,718	11/9	5,766
Band F	2,596	13/9	3,750
Band G	1,520	15/9	2,534
Band H	117	18/9	234
Other Adjustments	114	-	114
Total Relevant Amount			32,374
Multiplied by: Estimated Collection Rate			98.25%
			31,808
Add: Other Adjustments			181
Council Tax Base			31,989

A Band D Council Tax was set at £2,080.90, split £1,574.71 for Lancashire County Council, £172.47 for Fylde Council, £251.45 for the Police and Crime Commissioner for Lancashire and £82.27 for Lancashire Combined Fire Authority. Council Tax-payers in St Annes and Lytham also paid a Special Expenses charge at Band D of £80.92 whilst Parish and Town Councils agreed additional Council Tax charges of between £20.63 and £95.64 at Band D level.

3) TOWN AND PARISH PRECEPTS

	2022/23	2023/24
	£	£
Bryning-with-Warton	138,910	151,129
Elswick	31,081	35,609
Freckleton	106,714	107,932
Greenhalgh-with-Thistleton	9,000	9,622
Kirkham	232,502	234,797
Little Eccleston-with-Larbreck	15,233	18,268
Medlar-with-Wesham	71,310	71,508
Newton-with-Clifton	75,146	77,640
Ribby-with-Wrea	67,500	70,611
Singleton	23,485	24,265
Staining	75,603	81,167
St.Annes	246,678	263,570
Treales, Roseacre and Wharles	12,000	13,222
Weeton-with-Preese	25,441	27,198
Westby-with-Plumpton	17,597	17,865
	<u>1,148,200</u>	<u>1,204,403</u>

4) NON-DOMESTIC RATE (NDR)

	2022/23	2023/24
NDR Rateable Value as at 31 st March	£65,134,701	£68,414,554
NDR Multiplier	0.512	0.512
NDR Multiplier (Small Business)	0.499	0.499

Executive Summary

Based on the work carried out, which has been reviewed by the Audit and Governance Committee, we are satisfied that the Governance Framework is generally effective. 2023/24 saw the council embark on a new four-year term with a reduced number of elected members. The council's governance arrangements were also re-shaped to accommodate this change and will continue to be reviewed as necessary. We are satisfied that the actions shown in the Action Plan below will address the need for improvements that were identified in our review of the Governance Framework and the Audit and Governance Committee will monitor their implementation during the course of the forthcoming year.

Signed on behalf of Fylde Borough Council



Councillor K Buckley
Leader of the Council



Allan Oldfield
Chief Executive

Governance Issues

As a result of the assessment of the effectiveness of governance within the council, the Corporate Governance Group has identified that a sound system of governance and risk management exists within the Authority. Commentary on internal control is captured within the Statement.

Following the assessment of the effectiveness of governance, during 2024/25, the Corporate Governance Group recommends that governance work should focus on the following:

Area Requiring Action	Senior Responsible Officer	Commentary	Status	Completion Date
Capacity and prioritisation	Allan Oldfield (Head of Paid Service)	Recruitment, retention and capacity challenges, will require further collaborative working with other councils and prioritisation of workstreams	In progress	31 st March 2025
UK GDPR – awareness raising to assist managers in meeting their compliance obligations	Ian Curtis (DPO) and Lyndsey Lacey-Simone (Deputy DPO)	Support and awareness raising is ongoing. This is a continuing commitment to maintain awareness levels of the existing framework whilst waiting for forthcoming data protection legislative changes to pass through parliament.	In progress	31 st March 2025
Scrutiny	Ian Curtis (Head of Governance)	Work to support and embed the new scrutiny function is ongoing. Current practice requires evaluation against revised statutory guidance for overview and scrutiny which was published by the government on 22 April 2024. Any adjustments required to procedures as a result need to be taken through the council's decision-making process.	Outstanding	7 th October 2024 Council
Review of governance system one year from implementation	Ian Curtis (Head of Governance)	The new governance system will be reviewed one-year into its introduction. The council's Local Government Association Corporate Peer Challenge will focus on this as a part of its improvement recommendations.	Outstanding	30th June 2024
Updating & re-launch the Counter Fraud & Whistleblowing policies	Tracy Manning (Monitoring Officer)	Periodic review of both policies and awareness raising	In progress	30th November 2024
Improvement actions identified because of LGA Corporate Peer Challenge	Tracy Manning (Deputy Chief Executive and Monitoring Officer)	To prepare action plan following LGA Peer Challenge	Outstanding	31 st August 2024
Equality Impact Assessment Awareness training	Alex Scrivens (Corporate Performance and Engagement Manager)	To organise training for managers on equality impact assessments (EIA) to ensure evidence-based approach to policy and decision-making	Outstanding	31 st March 2025

Scope of responsibility

Fylde Council is responsible for ensuring that its business is conducted in accordance with the law and proper standards, and that public money is safeguarded and properly accounted for, and used economically, efficiently, and effectively. The council also has a duty under the Local Government Act 1999 to decide to secure continuous improvement in the way in which its functions are exercised, having regard to a combination of economy, efficiency, and effectiveness.

In discharging this overall responsibility, the council is responsible for putting in place proper arrangements for the governance of its affairs and for ensuring that there is a sound system of internal control which facilitates the effective exercise of its functions, and which includes arrangements for the management of risk.

In 2007, the Chartered Institute of Public Finance and Accountancy (CIPFA) and the Society of Local Authority Chief Executives (SOLACE) published best practice guidance, 'Delivering Corporate Governance in Local Government Framework' to assist authorities in reviewing their governance arrangements. This council subsequently approved and adopted a code of corporate governance, which was subsequently updated in 2016 to define seven new core principles which should underpin the governance arrangements for all public bodies.

The seven core principles are:

 <p>Principle A: Integrity and values</p> <ul style="list-style-type: none"> • Staying true to our strong ethical values and standards of conduct • Respecting the rule of law • Creating a culture where statutory officers and other key post holders are able to fulfil their responsibilities • Ensuring fraud, corruption and abuse of position are dealt with effectively • Ensuring a safe environment to raise concerns and learning from our mistakes 	 <p>Principle D: Making a difference</p> <ul style="list-style-type: none"> • Having a clear vision and strategy setting out our intended outcome for citizens and service users
 <p>Principle B: Openness and engagement</p> <ul style="list-style-type: none"> • Keeping relevant information open to the public and continuing their involvement • Consultation feedback from the public is used to support service and budget decision • Providing clear rationale for decision making - being explicit about risk, impact and benefits • Constructively challenging what we do and the decisions made 	 <p>Principle E: Capability</p> <ul style="list-style-type: none"> • Clear roles and responsibilities for council leadership • Maintaining a development programme that allows councillors and officers to gain the skills and knowledge they need to perform well in their roles • Evaluating councillor and officers' performance • Regular oversight of performance, compliments and complaints to enable results (outcomes) to be measured and enable learning
 <p>Principle C: Working together</p> <ul style="list-style-type: none"> • Having a clear vision and strategy to achieve intended outcomes - making the best use of resources and providing value for money • Being clear about expectations - working effectively together within the resources available • Developing constructive relationships with stakeholders • Having strong priority planning and performance management processes in place • Taking an active and planned approach to consult with the public • Regularly consult with employees and their representatives 	 <p>Principle F: Managing risk and performance</p> <ul style="list-style-type: none"> • Ensuring that effective risk management and performance systems are in place, and that these are integrated in our business systems / service units • Having well developed assurance arrangements in place - including any commercial activities • Having an effective Audit & Standards Committee • Effective counter fraud commitments in place
	 <p>Principle G: Transparency & accountability</p> <ul style="list-style-type: none"> • Having rigorous and transparent decision making processes in place • Maintaining an effective scrutiny process • Publishing up to date and good quality information on our activities and decisions • Maintaining an effective internal and external audit function

Each local authority is required to conduct a review at least once a year on the effectiveness of the system of internal control and include a statement on such a review within its published Statement of Accounts. This annual governance statement is the culmination of this work and provides commentary on the 2023/24 financial year.

The purpose of the governance framework

This statement is an acknowledgement on the part of the council that is incumbent on all the stakeholders who play a part regarding the organisation of the council to ensure that there is a sound governance framework underpinning the work of the organisation.

The governance framework comprises systems and processes for the direction and control of the Authority and its activities through which it accounts to, engages with, and leads the community.

The system of internal control is a significant part of that framework and is designed to manage risk to a reasonable level. It cannot eliminate all risk of failure to achieve policies, aims and objectives and can therefore only provide reasonable and not absolute assurance of effectiveness. The system of internal control comprises several processes which together seek to identify and prioritise the risks to the achievement of the council's policies, aims and objectives, to evaluate the likelihood of those risks being realised and the impact should they be realised, and to manage them efficiently, effectively and economically. It enables the Authority to monitor the achievement of its strategic objectives and to consider whether those objectives have led to the delivery of appropriate, cost-effective services.

The governance framework as outlined has been in place at the Fylde Borough Council for the municipal year ended 31 March 2024.

The governance environment

Principles

The council's corporate governance environment comprises a multitude of systems and processes designed to regulate, monitor, and control the various activities of the Authority in its of its vision and objectives. The following describes the key elements.

Constitution

The council's constitution sets out how the council operates, how decisions are made and the procedures which are followed to ensure that these are efficient, transparent, and accountable to local people. The constitution also identifies some of the principal obligations and functions of the council.

The constitution and its appendices clearly explain how the different elements of the council interact and work together. It sets out procedure rules to which members and officers must adhere, codes of conduct and protocols.

The constitution builds on model constitutions and guidance produced by the government several years ago.

The Monitoring Officer has a standing obligation to keep the operation of the constitution under review and recommend any changes to help better achieve its objectives. She has delegated authority to make consequential changes to the constitution made necessary by, for example changes in legislation. Substantive changes to the constitution must be agreed by councillors as a full council meeting, normally following a recommendation by the Audit and Governance Committee. The involvement of the Audit and Governance Committee and the Monitoring Officer as the guardians of the constitution ensures that the constitution receives appropriate councillor oversight and remains fit for purpose.

Political structure

The council operates a committee system. Councillors are divided into political groups, with the Conservative group having an overall majority of councillors. The political groups nominate councillors to committees in accordance with the statutory rules of political balance. A small number of councillors are not members of any political group.

The council, meeting as a body, is responsible under the constitution and the Local Government Act 2000 for setting the policy framework and the budget for the authority. It also exercises certain other functions that are reserved to it.

Other decision-making powers are delegated to the council's committees or to officers. All such delegated powers, except for ad-hoc short-term delegations, are set out in the constitution. There is a mechanism in place for decisions made by the Executive Committee to be called in.

The council's programme committee is named the Executive Committee and is a politically balanced committee comprising lead members together with other members of the committee. Within the constitution lead members have a role in ensuring that corporate priorities are delivered working under the direction of the Chairman of the Executive Committee. They act as an advisor

for lead officers and monitor and report regularly at both meetings of the Executive Committee and the Council, on the progress of each of their priority areas. They have a lead role in developing council policy and making recommendations thereon. They also provide guidance to member forums on budget priorities and performance. Their additional responsibilities include contributing to debate and decision-making; working with the overview and scrutiny committees to ensure that the overview and scrutiny process works correctly; appearing before and responding to scrutiny committees and representing the council at a national and local level. The council's regulatory committees are Planning, Licensing, Public Protection, Audit and Governance and a Standards Committee. There is also a joint committee established with Blackpool and Wyre Councils to discharge economic development functions, within the context of the council's overall policy framework.

Scrutiny was re-introduced during the year with two committees created. The committees are the Internal Affairs and Community Focus Scrutiny Committees. The Community Focus Scrutiny Committee is the crime and disorder committee for the purposes of the Police and Justice Act 2006. All overview and scrutiny functions are within the remit of both the committees, but each committee has several work areas on which it normally focuses which are set out within the constitution.

The council is engaged in other partnerships and these arrangements are subject to review on an ongoing basis, for example, the Community Safety Partnership. The Partnership appoints a new Chairman each year.

The council operates on a presumption of openness, with nearly all items of business being considered in public at council and committee meetings. Public attendance is only excluded where legislation allows exempt or confidential matters to be discussed in private.

Public platform allows members of the public to make a point or raise a question during Executive Committee meetings, together with the Planning Committee. Members of the public also have the facility to ask a question at council meetings by pre-registering to do so. Any councillor can ask questions at committee meetings, even if they are not a member of the committee. This helps ensure robust accountability of decisions.

All the council's work is aligned to its corporate priorities with reports identifying how they align to one of the four priorities: economy, environment, efficiency and tourism.

The council's Standards Committee deals with conduct, ethics, propriety, and declarations of interest. It oversees and determines complaints made against members under the Code of Conduct. There were three investigations in respect to standards issues in parishes during the year, with the investigations not concluded at the time of writing this statement. Two hearings also took place in late April 2023 where two Borough councillors were found to be in breach of the Code of Conduct.

The monitoring and performance of the council's assurance and governance framework is led by the council's Audit and Governance Committee. The committee has the responsibility to ensure that the monitoring and probity of the council's governance framework is undertaken to the highest standard and in line with the Chartered Institute of Public Finance and Accountancy (CIPFA) guidelines.

Decisions on planning, licensing and other regulatory or quasi-judicial matters are taken by committees of the council in accordance with the principles of fairness and natural justice and, where applicable, article 6 of the European Convention on Human Rights. Such committees always have access to legal and other professional advice.

Officer structure

As well as the council and committees, the authority implements its priorities, objectives and decisions through officers, partnerships, and other bodies. Officers can also make some decisions on behalf of the authority under the Scheme of Delegation.

The council's statutory officers have specific legal responsibilities for ensuring probity and good governance in the way the council manages its affairs. The statutory officers are the Head of Paid Service, the Monitoring Officer and the Chief Financial Officer.

The Chief Executive is designated as the council's **Head of Paid Service**. As such, legislation and the constitution make him responsible for the corporate and overall strategic management of the Authority. He is responsible for establishing a framework for management direction, style, and standards and for monitoring the performance of the organisation.

The council's **Monitoring Officer** was appointed to a dual role of Deputy Chief Executive on the 1st April 2022. The Monitoring Officer must ensure compliance with established policies, procedures, laws, and regulations. She must report to the full council if she considers that any proposal, decision, or omission would give rise to unlawfulness or maladministration. Such a report will

have the effect of stopping the proposal or decision being implemented until the report has been considered. No such reports have arisen during the 2023/24 financial year. Blackpool Council's Monitoring Officer acts as a Deputy Monitoring Officer for the council, as does the Head of Governance, supporting the Monitoring Officer in her role. There are reciprocal arrangements for investigating standards matters across both Blackpool and Fylde councils. The Head of Governance also supports ethical framework arrangements as a deputy monitoring officer.

The council has designated the **Chief Financial Officer** as the officer responsible for the proper administration of its financial affairs in accordance with Section 151 of the Local Government Act 1972. The principal responsibilities of this officer include financial management, reporting and monitoring financial information, ensuring compliance with financial codes of practice including the Accounts and Audit Regulations 2015. Regular reports have been made to the council's Executive Committee throughout the course of the year.

Both the Monitoring Officer and Chief Financial Officer have unfettered access to information, to the Chief Executive and to councillors so they can discharge their responsibilities effectively. The functions of these officers and their roles are clearly set out in the council's Constitution. The role of the Chief Financial Officer accords with the principles set out in the CIPFA Statement on the Role of the Chief Financial Officer in Local Government. A protocol supports the statutory role of the Monitoring Officer.

Each of the three statutory officers has been in post for several years, bringing stability, experience, and corporate knowledge to their key governance functions.

In addition to the three statutory officers, the Management Team collectively and individually is responsible for managing the council and securing the economic, effective, and efficient use of resources as required by the duty of best value. Powers delegated to each member of Management Team, together with other officers, are documented in the constitution.

During 2023/24 the Management Team consisted of the three statutory officers, together with seven Heads of Service.

Governance framework

External Audit

The Council's external auditors are appointed and managed by Public Sector Audit Appointments Ltd via the appointing person route under the Local Audit and Accountability Act 2014. The council's external auditors for 2023/24 were KPMG LLP.

Internal Audit

The council does not maintain an in-house Internal Audit Service, but instead buys in internal audit services from Mersey Internal Audit Agency ('MIAA'). MIAA is an agency of the NHS, which provides internal audit services for a range of health and local government bodies. MIAA complies with the Public Sector Internal Audit Standards (PSIAS) and all other relevant regulatory and practice standards. Internal audit services provided through MIAA are of at least the same professional standard as those previously provided in-house, while ensuring an additional level of resilience.

Corporate Governance Group

The Corporate Governance Group (CGG), on behalf of the Management Team, co-ordinates corporate governance workstreams, including the receipt and actioning of reports from the various sources of audit and inspection, maintaining and monitoring the Annual Governance Statement. CGG consists of the Monitoring Officer, Chief Financial Officer, Head of Governance and the MIAA audit lead for Fylde. It meets frequently and receives regular reports from the corporate fraud service.

Strategic Risk Management Group

The council has adopted a Strategic Risk Management Strategy, which incorporates the identification and management of existing risks to the achievement of corporate objectives in accordance with recognised standards of control assurance. A Strategic Risk Register is in place and is monitored and reviewed, combined with action planning for risks identified. A Strategic Risk Management Group ('SRMG') has been established to assist with the management of strategic risks.

The Authority's Risk Management Policy requires that officers understand and accept their responsibility for risk and for implementing appropriate controls to mitigate those risks. To this end, service managers have identified their respective operational risks and have recorded these on GRACE.

Governance in 2023/24

The Corporate Plan establishes Fylde Council's corporate priorities and reflects the council's principal statutory obligations. Performance against the plan is supported by a performance management system and performance information is reviewed by the various committees of the council during the year. The council's four-year corporate plan 2020/2024 ended at the end of March 2024. A new four-year corporate plan was begun to be developed following the May 2023 borough elections to coincide with the electoral term of office of the new administration which is common practice amongst many local authorities. The Internal Affairs Scrutiny Committee revised the new corporate plan in February 2024 and endorsed its aspirations which focused on the following five strategic commitments: quality services; clean and green environment; vibrant and healthy economy; safe and caring community; and great place to visit.

The financial management of the Authority is conducted in accordance with the Financial Procedure Rules set out in Appendix 4 of the Constitution. The council has in place a Medium-Term Financial Strategy, updated at least twice per annum, to support the aims of the Corporate Plan.

Annual budgets are set by the council in the context of the Medium-Term Financial Strategy, and each budget is allocated to a named budget holder. The responsibilities of budget holders in financial management are clearly set out within Financial Procedure Rules.

A robust process of financial monitoring is in place. Budgets are regularly reviewed; the regularity and depth of attention is linked to the risks associated with each budget area. The financial position of the council is reported on a regular basis to the Management Team, to the council's Committees, and to full council. Closer monitoring and appropriate action are taken where there is an indication of a likely variance against budget.

In December 2019, CIPFA introduced a Financial Management Code (the Code). A key objective of the Code is to improve the financial resilience of organisations by embedding enhanced standards of financial management. The Code was implemented in local government bodies effective from 2021/22. The former Audit and Standards Committee considered a report during 2022 on Fylde Council's compliance with the Code which concluded that the council is fundamentally compliant in all significant respects with the Code requirements. In early 2024 the Audit and Governance Committee considered a further report on continuing compliance with the code requirements which similarly concluded that the council is fundamentally compliant in all significant respects.

2023/24 was the third year of the present Internal Audit arrangements through MIAA. An internal audit plan was developed, and delivered against, and 11 audits have been successfully completed.

The overall opinion for the period 1st April 2023 to 31st March 2024 provides Moderate Assurance, that there is an adequate system of internal control, however, in some areas weaknesses in design and/or inconsistent application of controls puts the achievement of some of the organisation's objectives at risk.

"Whilst overall, the opinion for 23/24 remains at Moderate, we acknowledge that the organisation has continued to strengthen its internal control framework. In particular, there has been a focus by the council on prior year internal audit recommendations, together with the targeted and effective use of Internal Audit as part of the system of internal control has been considered. Internal Audit resource has been directed into known risk areas by the Council. The risk-based approach adopted by the Council supports the overall opinion of Moderate Assurance".

This opinion is provided in the context that the council like other organisations across the public sector is facing several challenging issues and wider organisational factors particularly with regards to financial challenges and increasing collaboration across organisations and systems.

The council's Service Heads completed questionnaires about compliance with corporate policies and other governance matters within their service areas. The questionnaire responses indicated that the respective service areas followed corporate policies and the principles of good governance during the year.

Other governance matters

Council services are delivered by trained and experienced people. Posts have a detailed job description and person specification, and training needs are identified through the Personal Development Appraisal Scheme. In addition, the council has comprehensive policies and procedures in place, which provide the framework for the operation of its services and ensure that

its actions and decisions are undertaken within the framework of effective internal control. The authority also has a set of core competencies which outline the expected behaviours of employees.

The Authority has a zero-tolerance policy towards fraud and corruption. The council's Whistleblowing Policy provides the opportunity for anyone to report their concerns confidentially and enable these to be investigated impartially. The council has a shared Corporate Fraud Team with partners Preston City Council and Lancaster City Council and regular service reporting on the outcomes of its work were presented to elected members during the year. The Corporate Fraud Team also joined meetings of the Corporate Governance Group during the year and reported on anti-fraud matters.

The council is committed to openness and transparency. It published a suite of transparency resources on its website, including collections of material required to be published by government regulation and guidance. Additionally, the council maintains a comprehensive and fully searchable index of agendas and decision records from for committee meetings from 2005 onwards. During the year 2023/24 the council continued to receive high levels of freedom of information requests. From 23 July 2023 to 31 March 2024 there were 487 requests, with an average response rate of 7.97 days.

The council takes its data protection responsibilities seriously. Its data protection officer has completed operational independence training in data protection matters and is one of the council's most senior officers. There is a standing item on the corporate management team regarding information governance.

During the year, 6 personal data breaches were reported to the data protection officer. Of these, no further action was required by the Information Commissioner.

The Authority is committed to working in partnership with public private and voluntary sector organisations where this will enhance its ability to achieve its identified aims.

Review of effectiveness

Fylde Borough Council has responsibility for conducting, at least annually, a review of the effectiveness of its governance framework including the system of internal control. The Corporate Governance Group has been given the responsibility to annually review the corporate governance framework and to report to Audit and Governance Committee on the adequacy and effectiveness of the Code and the extent of compliance with it and its work is referenced within this statement.

Inherent within the review of internal control arrangements is the need to assess the extent of compliance with statutory requirements and the Authority's rules and regulations, which includes not only its Financial and Contract Procedure Rules but also its Scheme of Delegation, and Codes of Conduct. This is evaluated each year by each Head of Service completing a self-assessment against these procedures. The Corporate Governance Group reviews these statements made by the respective Service Heads taken together with external assurance sources such as the external auditor's Annual Audit Letter and its ISA 260 report to those charged with governance...

During 2023/24, the Audit and Governance Committee kept under review how issues identified in the previous annual governance statement had been resolved. Any outstanding actions have translated into this year's action plan as some actions are ongoing.

The review of effectiveness is also informed by the Head of Internal Audit's opinion, and by comments made by the external auditors and other review agencies and inspectorates.

The Strategic Risk Management Group has continued to meet during the year to review achievement of control measures in relation to strategic risks identified. The Audit and Governance Committee has also been kept abreast of strategic risk issues and their management.

We have considered the implications of the result of the review of the effectiveness of the governance framework and system of internal control, and a plan to address weaknesses and ensure continuous improvement of the system is set out in the priorities on page 3 of this statement.

GLOSSARY OF ACCOUNTING TERMS

This Glossary of Terms is designed to aid interpretation of the Council's Statement of Accounts.

- **Accounting Policies**
These specify how transactions and other events should be reflected in financial statements.
- **Accruals**
The concept that income and expenditure are recognised as they are earned or incurred, not as cash is received or paid. The Local Government Pension Scheme Actuary reassesses the rate of employer contributions to the pension fund every three years.
- **Actuary**
An actuary is an expert on pension scheme assets and liabilities.
- **Actuarial Gains and Losses**
Changes in the actuarial deficits or surpluses over time arising from either or both of i) differences between the actual events as they have turned out and the assumptions that were made as at the date of the earlier actuarial valuation (known as experience gains and losses), and ii) changes in the actuarial assumptions.
- **Amortisation**
An annual charge to the revenue account that spreads the cost of an asset over a period of time.
- **Appropriation**
A contribution to or from a financial reserve.
- **Balances (Or Reserves)**
These represent accumulated funds available to the authority. Some balances (reserves) may be earmarked for specific purposes for funding future defined initiatives or meeting identified risks or liabilities. There are a number of unusable reserves which are for technical purposes, it is not possible to utilise these to provide services.
- **Budget**
A statement of the Council's spending plans for revenue and capital expenditure over a specified period of time.
- **Capital Expenditure**
Expenditure on the acquisition and/or improvement of an existing Non-Current Asset which adds to, and not merely maintains, its value. Expenditure that does not fall within the definition must be charged to a revenue account.
- **Capital Receipts**
Proceeds from the sale of capital assets which can only be used to repay the original loan or to finance new capital expenditure. Any receipts which have not yet been utilised as described are referred to as 'capital receipts unapplied'.
- **CIPFA (Chartered Institute of Public Finance and Accounting)**
CIPFA is the professional institute for accountants working in the public services. CIPFA publishes the Code, which defines proper accounting practice for local authorities.
- **Collection Fund**
The Collection Fund is a separate statutory fund which billing authorities have to maintain. It shows the transactions in relation to non-domestic rates, any residual Community Charge and the Council Tax, and illustrates the way in which these have been distributed to precepting authorities and the General Fund.
- **Community Assets**
Assets that the local authority intends to hold in perpetuity, that have no determinable useful life and that may have restrictions on their disposal. Examples of community assets are parks and historic buildings.

- **Consistency**
This is a concept that the accounting treatment of like items, within an accounting period and from one period to the next, is the same.
- **Contingency**
This is a condition which exists at the balance sheet date, where the outcome will be confirmed only on the occurrence or non-occurrence of one or more uncertain future events. Contingent assets and contingent liabilities should not be recognised in the accounting statements but be disclosed by way of notes.
- **Corporate and Democratic Core**
The corporate and democratic core comprises all activities which local authorities engage in specifically because they are elected, multi-purpose authorities. The cost of these activities are thus over and above those which would be incurred by a series of independent, single purpose, nominated bodies managing the same services. There is, therefore, no logical basis for apportioning these costs to services.
- **Council Tax**
This is a banded property tax which is levied on domestic properties throughout the country. The banding is based on estimated property values as at 1st April 1991. The level of tax is set annually by each local authority for the properties in its area.
- **Creditors**
Amounts owed by the Council for work done, services rendered or goods received for which payment has not been made by the balance sheet date.
- **Current Assets**
Current assets are items that can be readily converted into cash.
- **Current Liabilities**
Amounts which will become payable or could be called in within the next accounting period.
- **Current Service Cost (Pensions)**
The increase in the pension liabilities as a result of years of service earned this year.
- **Curtailment**
For a defined benefit scheme, an event that reduces the expected years of future service of present employees or reduces for a number of employees the accrual of defined benefits for some or all of their future service. Curtailments include termination of employees' services earlier than expected and termination of, or amendment to the terms of, a defined benefits scheme so that some or all future service by current employees will no longer qualify for benefits or will qualify only for reduced benefits.
- **Debtors**
Amounts owed to the Council for work carried out, services rendered or goods provided by the Council for which income has not been received by the balance sheet date.
- **Debt Redemption**
This is where a debt is repaid early.
- **Deferred Credits**
These represent capital income to be received in the future, when disposals have taken place, and deferred payments have been agreed.
- **Defined Benefit Scheme**
A pension or other retirement benefits scheme other than a defined contribution scheme, where the scheme rules define the benefits independently of the contributions payable, and the benefits are not directly related to the investments of the scheme.
- **Depreciation**
This is the measure of the cost or revalued amount of the benefits of the Non-Current Asset that have been consumed during the period.
- **Direct Revenue Financing**
Resources provided from an authority's revenue budget to finance the cost of capital projects.

- **Discontinued Operations**
An operation should be classified as discontinued when the activities related to the operation have ceased permanently and the termination has a material effect on the nature and focus of the authority's operations and represents a material reduction in its provision of services.
- **Emoluments**
All sums paid to or receivable by an employee and sums due by way of expenses allowances (as far as those sums are chargeable to UK income tax) and the money value of any other benefits received other than in cash. Pension contributions payable by either employer or employee are excluded.
- **Estimation Techniques**
The methods adopted to arrive at estimated monetary amounts, corresponding to the measurement bases selected for assets, liabilities, gains, losses and changes to reserves.
- **Events after the Balance Sheet Date**
These are events, favourable and unfavourable, that occur between the balance sheet date and the date when the Statement of Accounts is authorised for issue.
- **Exceptional Items**
Material items which derive from events or transactions that fall within the ordinary activities of the authority and which need to be disclosed separately by virtue of their size or incidence to give fair presentation of the accounts.
- **Expected Rate of Return on Pensions Assets**
For a funded defined benefit scheme, the average rate of return, including both income and changes in fair value but net of scheme expenses, expected over the remaining life of the related obligation on the actual assets held by the scheme.
- **Fair Value**
Fair value is the amount for which an asset could be exchanged or a liability settled, between knowledgeable, willing parties in an arm's-length transaction.
- **Financial Instruments**
A financial instrument is any contract that gives rise to a financial asset of one entity and a financial liability or equity instrument of another. The term 'financial instrument' covers both financial assets and financial liabilities and includes both the most straightforward financial assets and liabilities such as trade receivables (debtors) and trade payables (creditors) and the most complex ones such as derivatives and embedded derivatives.
- **Finance Lease**
This is a lease that transfers substantially all of the risks and rewards of ownership of a Non-Current Asset to the lessee. Such a transfer of risks and rewards may be presumed to occur if at the inception of the lease the present value of the minimum lease payments, including any initial payment, amounts to substantially all of the fair value of the leased asset.
- **Financial Reporting Standards (FRSs)**
FRSs are statements which deal with accounting issues of fundamental importance and general application. They are applicable to all published accounts and compliance is mandatory. The Code of Practice on Local Authority Accounting in UK applies FRSs to Councils accounts as appropriate.
- **Financial Year**
The Council's financial year runs from the 1st April to 31st March.
- **General Fund**
This is the main revenue account of the Council covering day to day spending on services other than the provision of housing. Credited to the fund are charges made by the authority, specific Government and other grants and receipts from the Collection Fund.
- **Going Concern**
The concept that the authority will remain in operational existence for the foreseeable future, in particular that the revenue accounts and balance sheet assume no intention to curtail significantly the scale of operations.

- **Government Grants**
Assistance by Government and inter-Government agencies and similar bodies, whether local, national or international, in the form of cash or transfers of assets to an authority in return for past or future compliance with certain conditions relating to the activities of the authority.
- **Heritage Assets**
Heritage assets are defined as assets which have historical, artistic or cultural qualities and that are held and maintained principally for their contribution to knowledge and culture.
- **Historic Cost**
The cost of an asset at the time it was bought.
- **Housing Revenue Account (HRA)**
The HRA is an account which includes the expenditure and income arising from the direct provision of housing by the Council.
- **Impairment**
This is a reduction in the value of a Non-Current Asset below its carrying amount on the balance sheet.
- **Infrastructure Assets**
Non-Current Assets that are inalienable, expenditure on which is recoverable only by continued use of the asset created. Examples of infrastructure assets are highways and footpaths.
- **Intangible Assets**
These are non-financial Non-Current Assets that do not have physical substance but are identifiable and are controlled by the entity through custody or legal rights. Examples are purchased software licences.
- **Inventories**
The amount of unused or unconsumed stocks bought but not used at the end of the accounting period, held in expectation of future use. E.g. goods or other assets purchased for resale, consumable stores, raw materials and components purchased for incorporation into products for sale, products and services in intermediate stages of completion, long term contract balances and finished goods.
- **Investments - Non Pension Fund**
A long-term investment is an investment that is intended to be held for use on a continuing basis in the activities of the authority. Investments should be so classified only where an intention to hold the investment for the long term can clearly be demonstrated or where there are restrictions as to the investor's ability to dispose of the investment. Investments, other than those in relation to the pensions fund, that do not meet the above criteria should be classified as current assets.
- **Investment Properties**
This represents an interest in land and/or buildings in respect of which construction work and development have been completed, and which is held for its investment potential, with any rental income being negotiated at arm's length.
- **Leasing**
Leasing is a method of utilising assets where a rental charge is paid for a specified period of time, instead of outright purchase.
- **Liquid Resources**
Current asset investments that are readily disposable by the authority without disrupting its business and are either readily convertible to known amounts of cash at or close to the carrying amount, or traded in an active market.
- **Local Public Service Agreement (LPSA)**
Government initiative whereby demanding performance targets are set to deliver improvements for local people through partnerships with district Councils and other organisations.
- **Materiality**
The concept that any omission from or inaccuracy in the statement of accounts should not be so large as to affect the understanding of those statements by the reader.

- **Minimum Revenue Provision (MRP)**
The minimum amount (as laid down in Statute) that the Council must charge to the accounts each year in order to meet the costs of repaying amounts borrowed.
- **Non Domestic Rates (NDR)**
NDR is a tax levied on business properties and sometimes known as Business Rates. This tax is set nationally by the Government. Sums based on rateable values are collected by billing authorities and shared between major preceptors, central government, the Police and Crime Commissioner and the billing authority.
- **Net Book Value**
The amount at which Non-Current Assets are included in the balance sheet i.e. their historical cost or current value less the cumulative amount provided for depreciation.
- **Net Current Replacement Cost**
This is the cost of replacing or recreating the particular asset in its existing condition and in its existing use, i.e. the cost of its replacement or of the nearest equivalent asset, adjusted to reflect the current condition of the existing asset.
- **Net Debt**
The authority's borrowings less cash and liquid resources. Where cash and liquid resources exceed borrowings, reference should be to net funds rather than net debt.
- **Net Realisable Value**
The open market value of the asset in its existing use (or market value in the case of non-operational assets), less the expenses to be incurred in realising the asset.
- **Non-cash Adjustments**
Changes in debtors' and creditors' balances over the year
- **Non-Current Assets**
Assets that yield benefits to the Council and the services it provides for a period of more than one year.
- **Non-distributable Costs**
These are costs that cannot be specifically applied to a service or services and are held centrally, comprising certain pension costs and the costs of unused shares of IT facilities and other assets.
- **Non-Operational Assets**
Non-Current Assets held by a local authority but not directly occupied, used or consumed in the delivery of services or for the service or strategic objectives of the authority. Examples of non-operational assets are investment properties and assets that are surplus to requirements, pending sale or redevelopment.
- **Operating Leases**
An operating lease is a lease other than a finance lease. This is a method of financing assets which allows the Council to use, but not own an asset. A third party purchases the asset on behalf of the Council, who then pay the lessor an annual rental over the life of the asset. Expenditure financed by operating leasing does not count against capital allocations.
- **Operational Assets**
Non-Current Assets held and occupied, used or consumed by the local authority in the direct delivery of those services for which it has either a statutory or discretionary responsibility. Examples include Council dwellings, other land and buildings, vehicles, plant, equipment, infrastructure assets and community assets.
- **Past Service Cost**
For a defined benefit scheme, the increase in the present value of the scheme liabilities related to employee service in prior periods arising in the current period as a result of the introduction of, or improvements to, retirement benefits.
- **Post Balance Sheet Events**
These are events, both favourable and unfavourable, which occur between the balance sheet date and the date on which the Statement of Accounts is signed by the responsible financial officer.

- **Precept**
This is a charge levied by one Council which is collected on its behalf by another by adding the precept to its own Council Tax and paying over the appropriate cash collected.
- **Principal**
The amount of money borrowed, not including interest charges.
- **Principal Repayment of Debt**
Repayment of a loan, not including interest charges.
- **Prior Year Adjustments**
Prior year adjustments are material adjustments, arising from changes in accounting policies or from the correction of fundamental errors. A fundamental error is one that is of such significance as to destroy the validity of the financial statements. They do not include normal recurring corrections or adjustments of accounting estimates made in prior years.
- **Projected Unit Method**
An accrued benefits valuation method in which the scheme liabilities make allowance for projected earnings. An accrued benefits valuation method is a valuation method in which the scheme liabilities at the valuation date relate to:
 - the benefits for pensioners and deferred pensioners (i.e. individuals who have ceased to be active members but are entitled to benefits payable at a later date) and their dependants, allowing where appropriate for future increases;
 - the accrued benefits for members in service on the valuation date; and
 - The accrued benefits are the benefits for service up to a given point in time, whether vested rights or not.
- **Provision**
These are monies set aside for liabilities or losses which are likely or certain to be incurred but the exact amount and dates are not currently known.
- **Prudence**
The concept that revenue is not anticipated but is recognised only when realisation in cash is reasonably certain. Conversely, provisions should be made for all known liabilities.
- **Prudential Code for Capital Finance**
This Code was introduced from 1st April 2004. The basic principle of the Code is that local authorities will be free to invest so long as their capital spending plans are affordable, prudent and sustainable. The Code sets out indicators that the authority must use and factors that they must take into account to demonstrate that they have fulfilled this objective.
- **Public Works Loan Board (PWLB)**
A government agency which provides longer-term loans to local authorities at interest rates only slightly higher than those at which the government itself can borrow.
- **Related Parties**
Two or more parties are related parties when at any time during the financial period:
 - one party has direct or indirect control of the other party; or
 - the parties are subject to common control from the same source; or
 - one party has influence over the financial and operational policies of the other party to an extent that the other party might be inhibited from pursuing at all times its own separate interest; or
 - the parties, in entering a transaction, are subject to influence from the same source to such an extent that one of the parties to the transaction has subordinated its own separate interests
- **Related Party Transactions**
A related party transaction is the transfer of assets or liabilities or the performance of services by, to or for a related party irrespective of whether a charge is made.
- **Reserves**
Amounts set aside in one year's accounts which can be spent in later years. Reserves are often earmarked for specific purposes, including the financing of future capital expenditure, replacement or renewals and the funding of future defined Council initiatives.

- **Residual Amount**
The amount an asset can be sold for, less the cost of selling it.
- **Retirement Benefits**
All forms of consideration given by an employer in exchange for services rendered by employees that are payable after the completion of employment. Retirement benefits do not include termination benefits payable as a result of either (i) an employer's decision to terminate an employee's employment before the normal retirement date or (ii) an employee's decision to accept voluntary redundancy in exchange for those benefits, because these are not given in exchange for services rendered by the employee.
- **Revenue Expenditure**
This is money spent on the day-to-day running costs of providing services. It is usually of a constantly recurring nature and produces no permanent asset.
- **Revenue Expenditure Funded from Capital Under Statute**
A new term introduced in 2008/09 accounts. Expenditure that is not capital in accordance with UK GAAP is allowed by statute to be funded from capital resources and hence such expenditure would have no impact on Council tax in the year that it was incurred.
- **Revenue Support Grant (RSG)**
This is a general grant received from Central Government to contribute towards the cost of providing services. It is based on the Government's assessment of how much an authority needs to spend in order to provide a standard level of service.
- **Scheme Liabilities**
The liabilities of a defined benefit scheme for outgoings due after the valuation date. Scheme liabilities measured using the projected unit method, reflect the benefits that the employer is committed to provide for service up to the valuation date.
- **Service Reporting Code of Practice (SeRCOP)**
A code of practice prepared to provide accounting guidance on financial reporting to stakeholders which is designed to enhance the comparability of local authority financial information. The code represents proper accounting practice for the purpose of best value reporting.
- **Settlement**
An irrevocable action that relieves the employer (or the defined benefit scheme) of the primary responsibility for a pension obligation and eliminates significant risks relating to the obligation and the assets used to effect the settlement. Settlements include:
 - a lump-sum cash payment to scheme members in exchange for their rights to receive specified pension benefits
 - the purchase of an irrevocable annuity contract sufficient to cover vested benefits, and
 - the transfer of scheme assets and liabilities relating to a group of employees leaving the scheme.
- **Specific Grants**
Government grants for a particular service.
- **Statement of Recommended Practice – (SORP)**
This is the Code of Practice on Local Authority Accounting in the United Kingdom.
- **Tangible Non-Current Assets**
Assets which have a physical form e.g. buildings, equipment.
- **The 'Code'**
The 'Code' incorporates guidance in line with IFRS, IPSAS and UK GAAP Accounting Standards. It sets out the proper accounting practice to be adopted for the Statement of Accounts to ensure they 'present fairly' the financial position of the Council. The Code has statutory status via the provision of the Local Government Act 2003.

- **Total Cost**
The total cost of a service or activity includes all costs which relate to the provision of the service (directly or bought in) or to the undertaking of the activity. Gross total cost includes employee costs, expenditure relating to premises and transport, supplies and services, third party payments, support services and capital charges. This includes an appropriate share of all support services and overheads which need to be apportioned.
- **Total Net Worth**
The total net value of resources available to or owned by the Council.
- **Unapportionable Central Overheads**
Overheads for which no user now benefits and that are not apportioned to services.
- **Useful Life**
The period over which the local authority will derive benefits from the use of a Non-Current Asset.



© Fylde Borough Council copyright 2016

You may re-use this document/publication (not including logos) free of charge in any format or medium. You must re-use it accurately and not in a misleading context. The material must be acknowledged as Fylde Borough Council copyright and you must give the title of the source document/publication.

Where we have identified any third party copyright material you will need to obtain permission from the copyright holders concerned.

This document/publication is also available on our website at www.fylde.gov.uk.

Any enquiries regarding this document/publication should be sent to us at the Town Hall, St Annes Road West, St Annes FY8 1LW, or to listening@fylde.gov.uk.